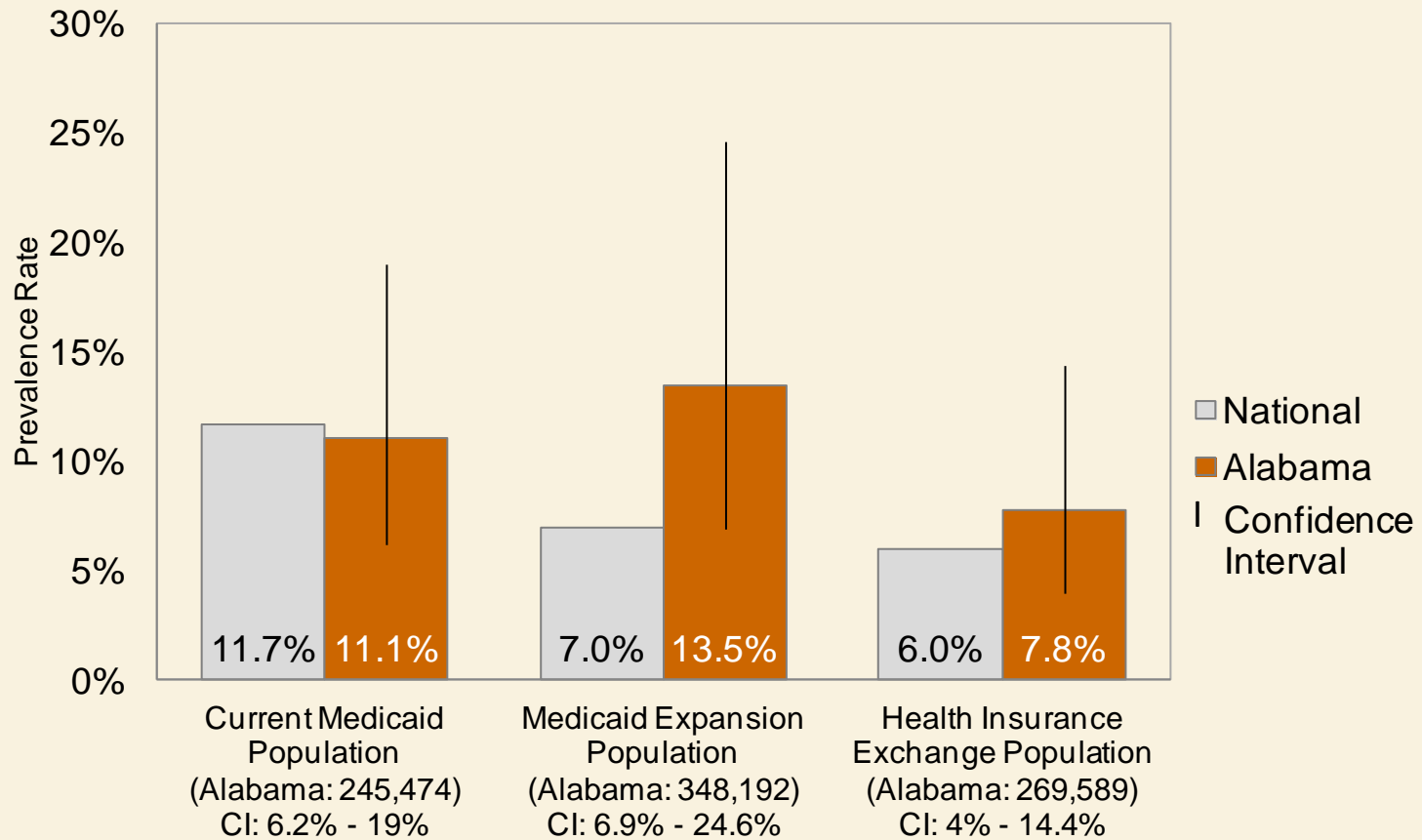


# Data Sources

- **National Survey of Drug Use and Health**
  - Sponsored by SAMHSA
  - National and state estimates on prevalence of behavioral health conditions and treatment
  - 2008 – 2010 data
  - 70,000 interviews per year
- **American Community Survey from Census**

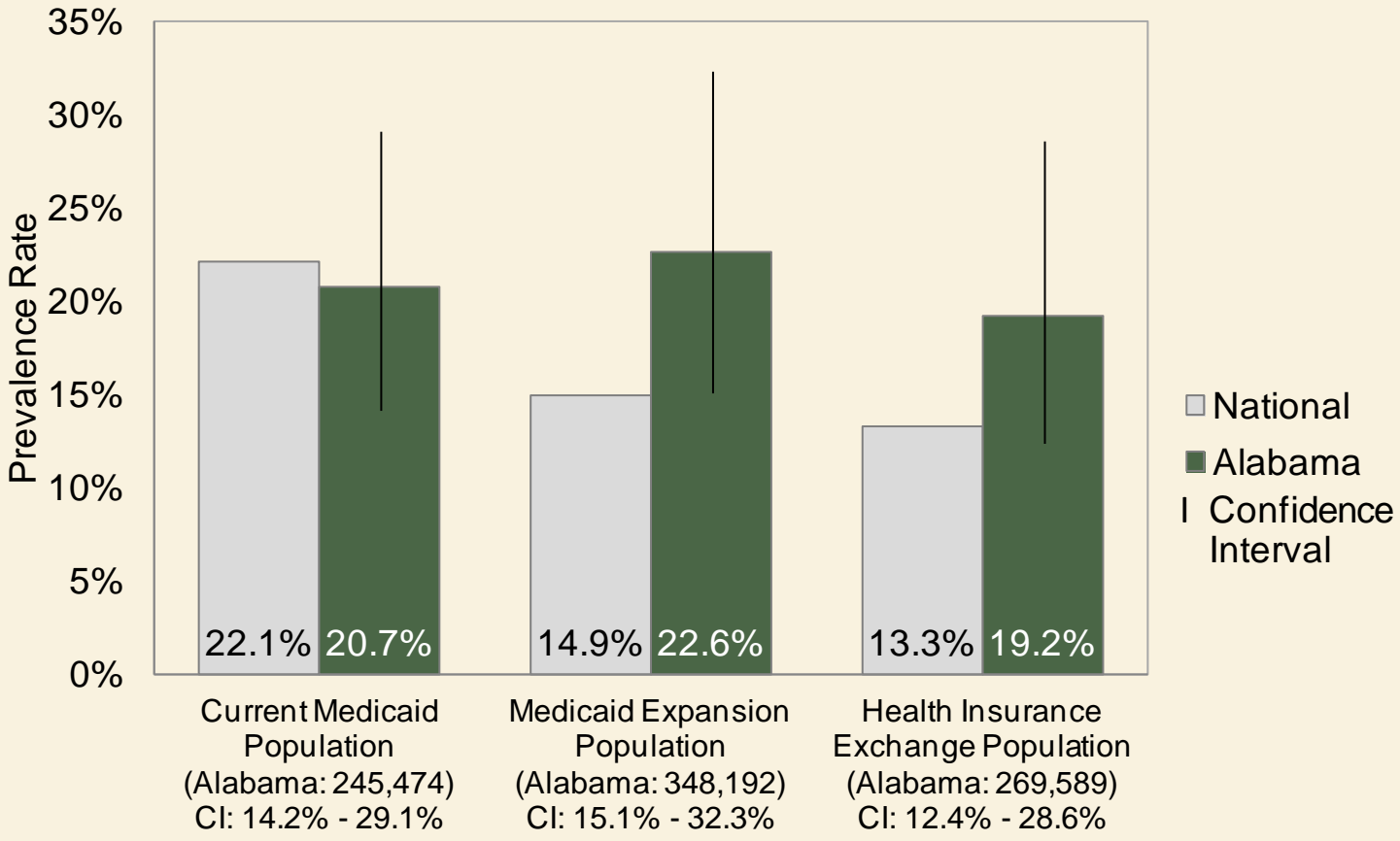
# Prevalence of Serious Mental Illness Among Adults Ages 18 – 64 by Current Medicaid Status and Eligibility for Medicaid Expansion or Health Insurance Exchanges: Alabama, US



CI = Confidence Interval


Sources: 2008 – 2010 National Survey of Drug Use and Health  
2010 American Community Survey

# Prevalence of Serious Psychological Distress Among Adults Ages 18 – 64 by Current Medicaid Status and Eligibility for Medicaid Expansion or Health Insurance Exchanges: Alabama, US

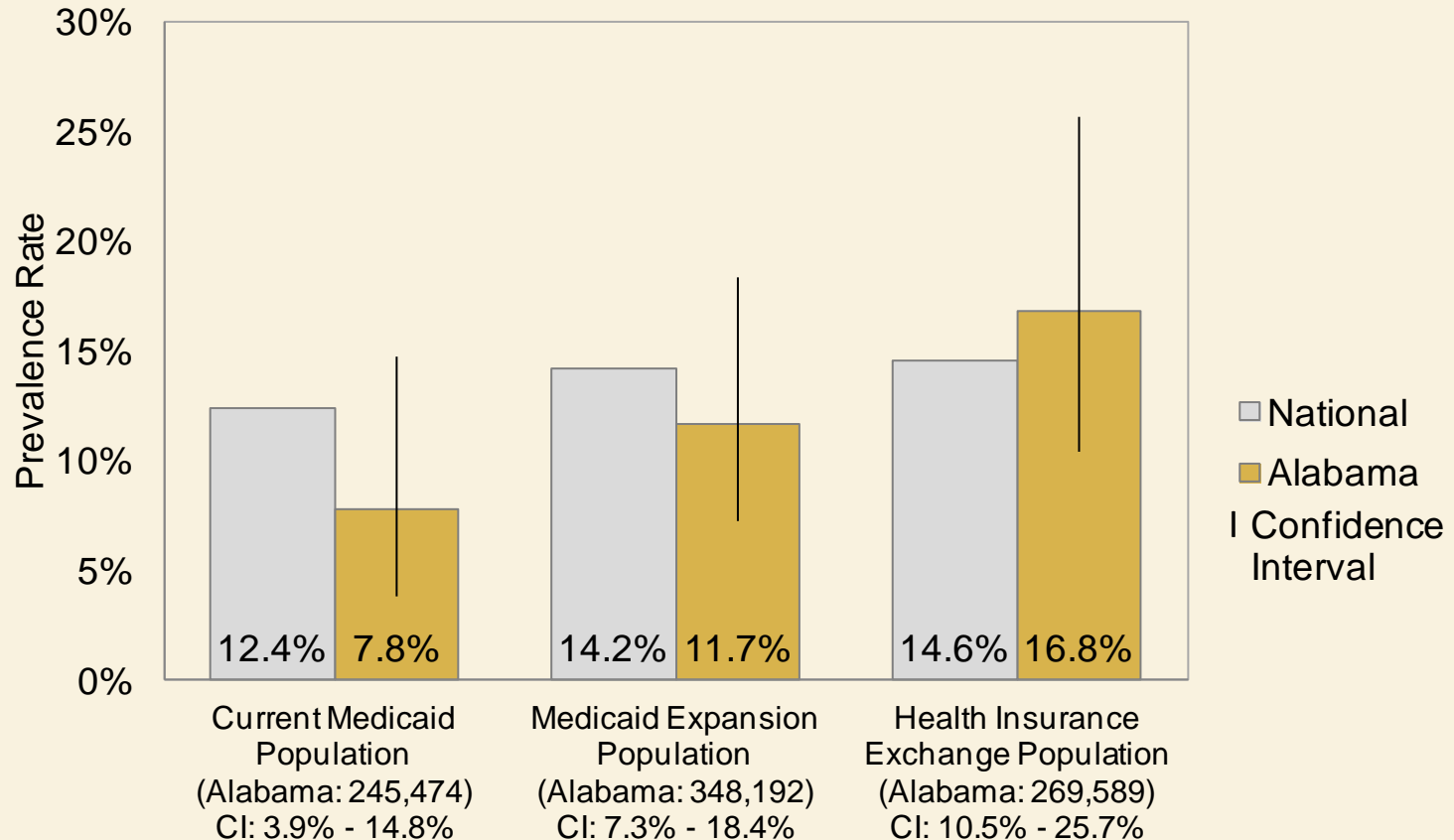


CI = Confidence Interval

Sources: 2008 – 2010 National Survey of Drug Use and Health  
2010 American Community Survey



# Prevalence of Substance Use Disorders Among Adults Ages 18 – 64 by Current Medicaid Status and Eligibility for Medicaid Expansion or Health Insurance Exchanges: Alabama, US

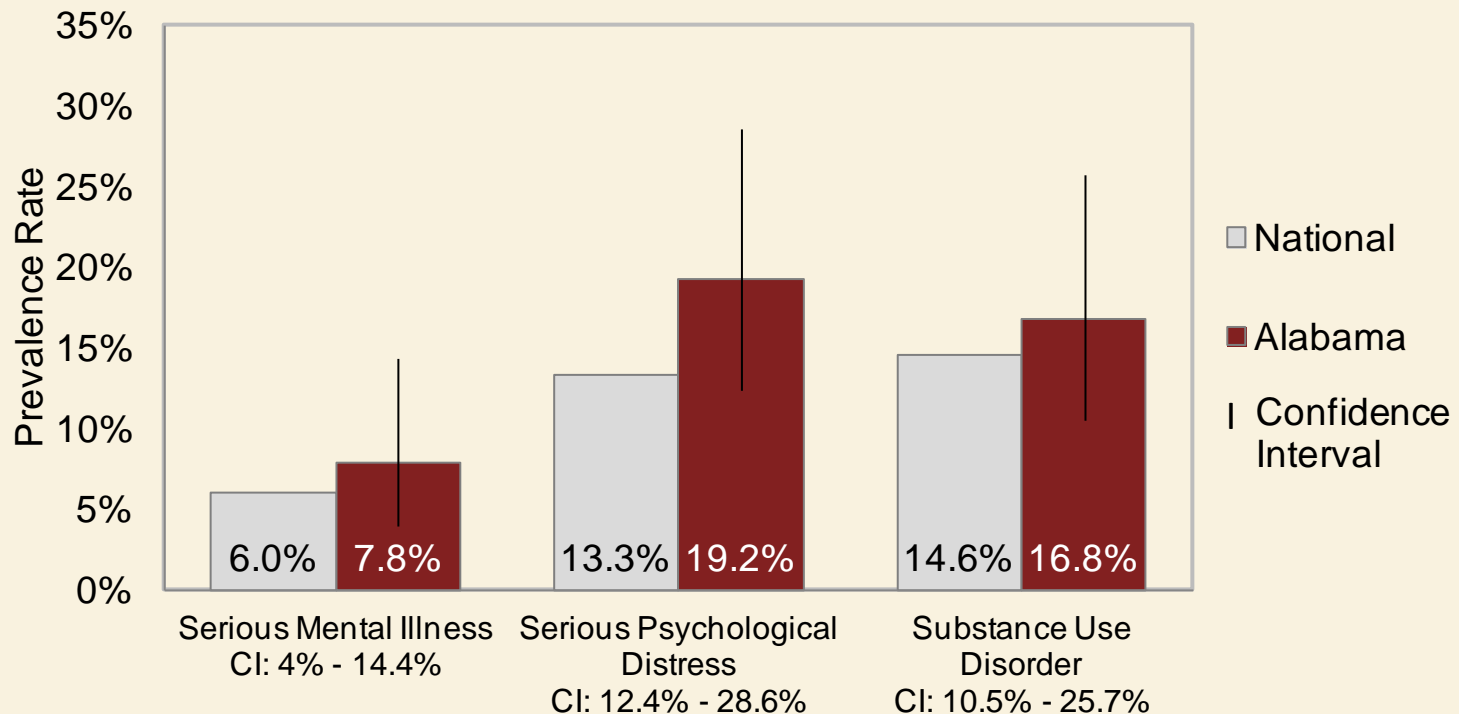


CI = Confidence Interval

Sources: 2008 – 2010 National Survey of Drug Use and Health  
2010 American Community Survey

# Prevalence of Behavioral Conditions Among Health Insurance Exchange Population: Alabama, US

**Uninsured Adults Ages 18 - 64 with Incomes Between 133-399% of FPL (Alabama: 269,589)**

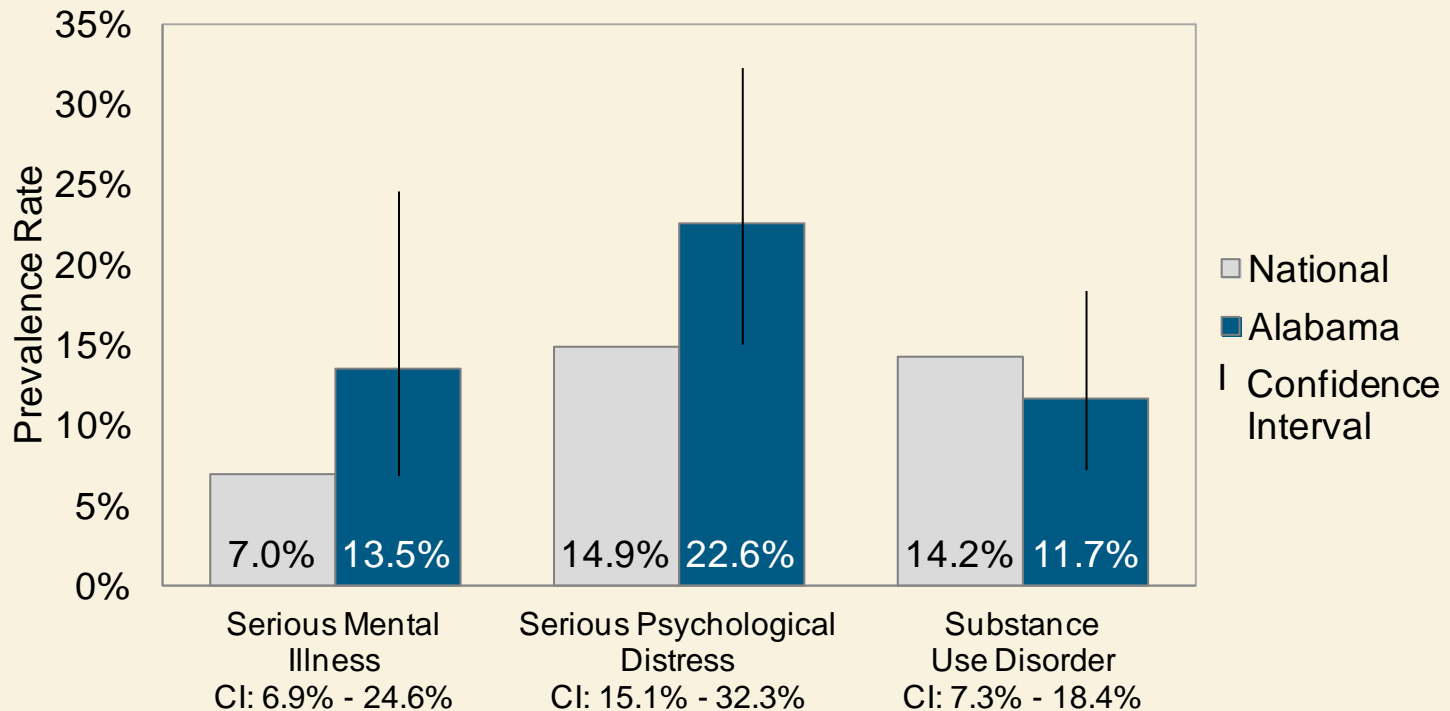


CI = Confidence Interval

Sources: 2008 – 2010 National Survey of Drug Use and Health  
2010 American Community Survey

# Prevalence of Behavioral Conditions Among Medicaid Expansion Population: Alabama, US

Uninsured Adults Ages 18-64 with Incomes < 139% of FPL (Alabama: 348,192)



CI = Confidence Interval

Sources: 2008 – 2010 National Survey of Drug Use and Health  
2010 American Community Survey

# Characteristics of 18-64 Year-Olds with SMI Projected in Medicaid Expansion Population (i.e. < 139% FPL and Uninsured)

	National	Alabama
<b>Female</b>	61%	64%
<b>Age 18-34</b>	53%	54%
<b>Race/Ethnicity</b>		
Non-Hispanic White	66%	72%
Non-Hispanic Black	13%	23%
Other	5%	1%
Hispanic	16%	4%
<b>Education</b>		
< High School	26%	27%
High School Graduate	38%	40%
College	37%	33%

**Typical person with SMI in Medicaid expansion population in Alabama is:**

- Female
- Non-Hispanic White or Black
- High School Graduate

# Characteristics of 18-64 Year-Olds with a SUD Projected in Medicaid Expansion Population (i.e. < 139% FPL and Uninsured)

	National	Alabama
<b>Male</b>	75%	73%
<b>Age 18-34</b>	63%	63%
<b>Race/Ethnicity</b>		
Non-Hispanic White	51%	56%
Non-Hispanic Black	20%	36%
Other	4%	1%
Hispanic	25%	7%
<b>Education</b>		
< High School	37%	39%
High School Graduate	32%	34%
College	31%	27%

**Typical person with SUD in Medicaid expansion population in Alabama is:**

- Male
- 18-34 years old
- Non-Hispanic White or Black



# Characteristics of 18-64 Year-Olds with SMI Projected in Health Insurance Exchange (i.e., 133 – 399% FPL and Uninsured)

	National	Alabama
<b>Female</b>	60%	58%
<b>Age 18-34</b>	57%	58%
<b>Race/Ethnicity</b>		
Non-Hispanic White	68%	74%
Non-Hispanic Black	10%	18%
Other	5%	2%
Hispanic	17%	6%
<b>Education</b>		
< High School	18%	19%
High School Graduate	38%	42%
College	44%	38%

## Typical person with SMI in exchange population in Alabama is:

- Non-Hispanic White or Black
- High School Graduate

# Characteristics of 18-64 Year-Olds with SUD Projected in Health Insurance Exchange (i.e., 133 – 399% FPL and Uninsured)

	National	Alabama
<b>Male</b>	73%	75%
<b>Age 18-34</b>	69%	70%
<b>Race/Ethnicity</b>		
Non-Hispanic White	52%	60%
Non-Hispanic Black	14%	27%
Other	5%	2%
Hispanic	29%	11%
<b>Education</b>		
< High School	26%	28%
High School Graduate	38%	42%
College	36%	31%

## Typical person with SUD in exchange population in Alabama is:

- Male
- 18-34 years old
- Non-Hispanic White or Black
- High School Graduate