



ILLICIT DRUG USE IN ALABAMA

Prevention Factsheet

Illicit Drugs includes use of marijuana/hashish, cocaine (including crack, heroin, hallucinogens, inhalants, or nonmedical use of prescription-type pain relievers, tranquilizers, stimulants, and sedatives

In 2008-2009 ¹,

Past Month Illicit Drug Use

- 7% of person 12+ year old
- 18% of 18-25 year olds
- 9% of 12-17 year olds
- 5% of 26 + years

Past Year Marijuana Use

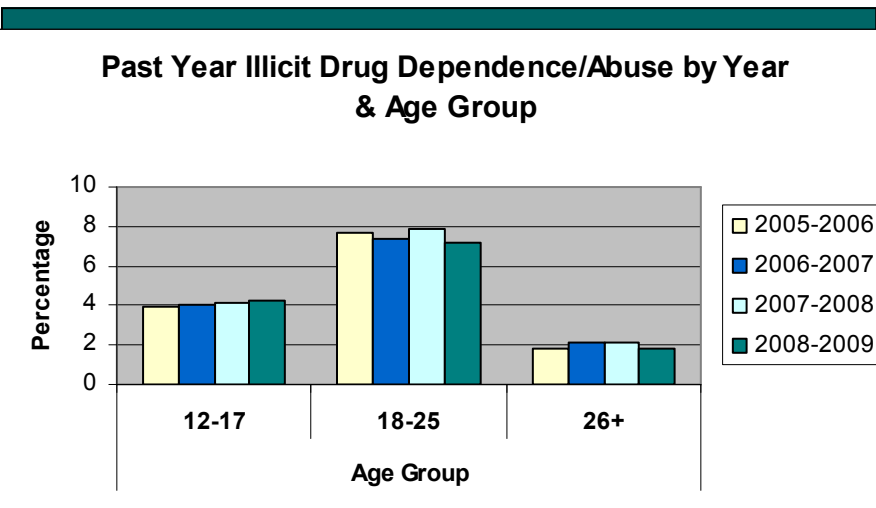
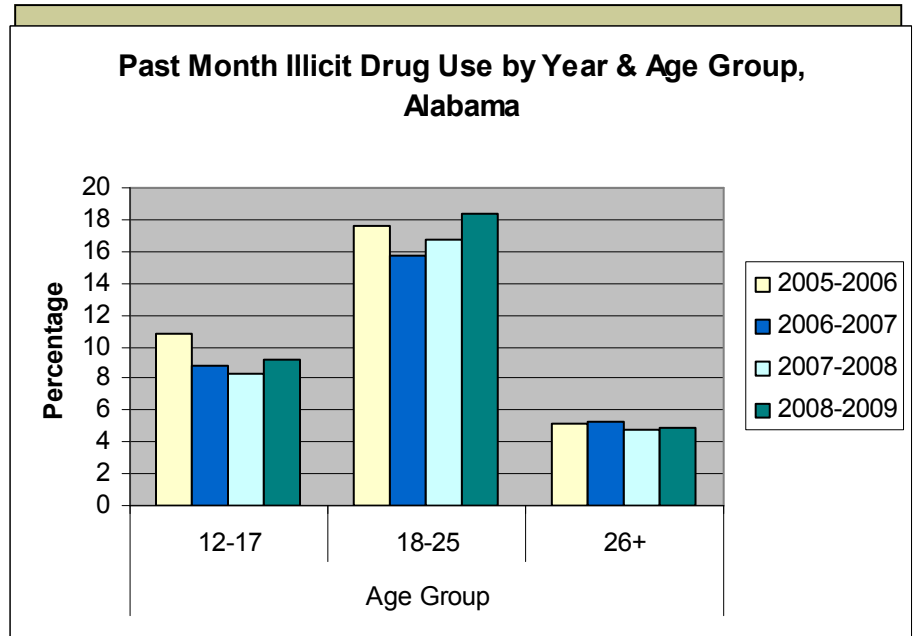
- 9% of person 12+ year old
- 23% of 18-25 year olds
- 10% of 12-17 year olds
- 6% of 26 + years

Past Year Cocaine Use

- 1% of person 12+ year old
- 3% of 18-25 year olds
- 1% of 12-17 year olds
- 1% of 26 + years

Past Year Nonmedical Pain Reliever Use

- 5% of person 12+ year old
- 13% of 18-25 year olds
- 8% of 12-17 year olds
- 3% of 26 + years



In 2008-2009 ¹,

Past Year Illicit Drug Dependence/Abuse

- 3% of person 12+ year old
- 7% of 18-25 year olds
- 4% of 12-17 year olds
- 2% of 26 + years

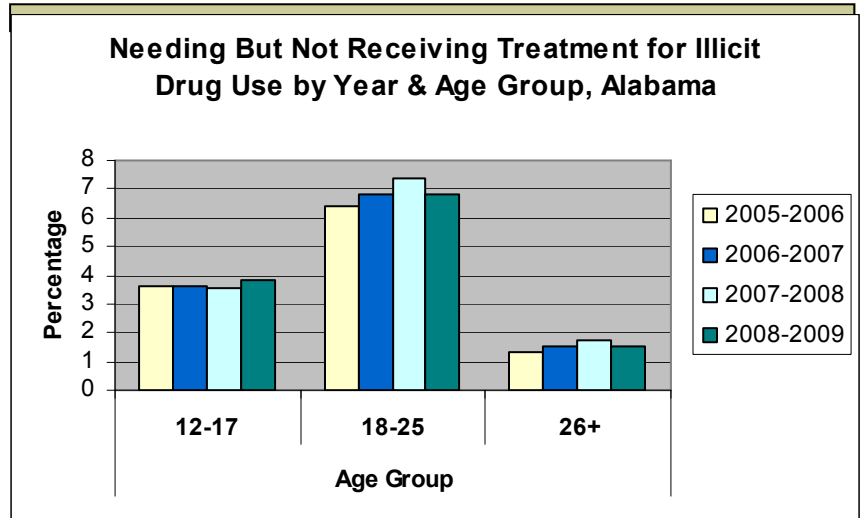


ILLICIT DRUG USE IN ALABAMA

Prevention Factsheet

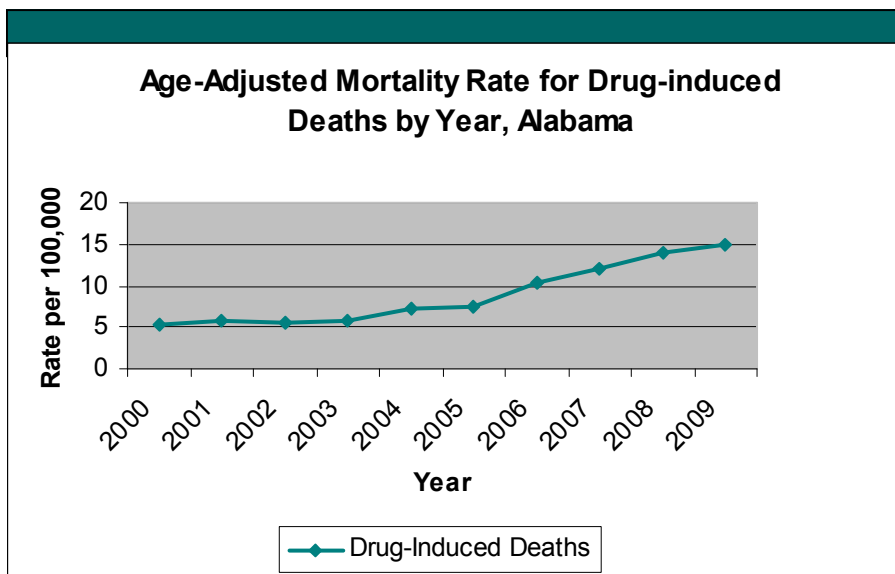
In 2008-2009¹,
Needing But Not Receiving Treatment
for Illicit Use

- 2% of person 12+ year old
- 7% of 18-25 year olds
- 4% of 12-17 year olds
- 2% of 26 + years



2010 Drug Abuse Violations²

- illegal sale, possession, manufacture, use, cultivation, of narcotic & non-narcotic drugs
- 13,172 persons arrested for drug violations
- 15% for sale of drugs
- 85% for possession of drugs
- 5% of the drugs arrests were juveniles, 81% males, 43% white
- 52% of drug arrests were marijuana possession
- 18% of drug arrests were cocaine possession



From 2000 to 2009, the rate of drug-induced deaths increased from 5 deaths per 100,000 persons in 2000 to 15 deaths per 100,000 persons in 2009. Majority of drug-induced deaths was due to accidental poisoning by and exposure to other and unspecified drugs.

References: ¹SAMHSA, Center for Behavioral Health Statistics and Quality, National Survey on Drug Use and Health, 2008-2009 through 2005-2006

²Alabama Criminal Justice Information Center, Crime in Alabama 2010

³Centers for Disease Control & Prevention, National Center for Health Statistics. Underlying Cause of Death 2000-2009 on CDC WONDER Online Database, released 2012 using ICD-10 Codes