


Annual Report

Alabama Department of Mental Health

FY
12



ADA Rally



Deaf Coffee Night



Prevention Week

Board of Trustees

The members of the Alabama Department of Mental Health Advisory Board of Trustees are appointed by the governor and serve terms on a staggered basis. The board advises the commissioner on issues that fall within the purview of the department's mission.

Governor Robert Bentley

Appointment: by statute
Ex officio

Lt. Governor Kay Ivey

Appointment: by statute
Ex officio

Speaker Mike Hubbard

Appointment: by statute
Ex officio

Commissioner Jim Reddoch

Appointment: by statute
Ex officio

Jack Biddle

Appointment: by governor; 06/10/08 - 04/10/14
Represents the state at large

Will O'Rear

Appointment: by governor; 01/12/11 - 04/10/13
Represents the state at large

Philip Richards

Appointment: by governor; 01/12/11 - 04/10/16
Represents the state at large

Lisa Riley

Appointment: by governor; 02/09/13 - 04/10/14
Represents the state at large

April Weaver

Appointment: by governor; 02/28/12 - 04/10/15
Represents the state at large

Wade Perry, Jr.

Appointment: by governor; 06/10/08 - 04/10/15
Represents the 1st Congressional District

Jim Perdue

Appointment: by governor; 08/23/12 - 04/10/15
Represents the 2nd Congressional District

Laura Phillips

Appointment: by governor; 10/11/12 - 04/10/16
Represents the 3rd Congressional District

Carolyn Brown Stiefel

Appointment: by governor; 06/10/08 - 04/10/16
Represents the 4th Congressional District

Mike McLemore

Appointment: by governor; 02/28/12 - 04/10/14
Represents the 5th Congressional District

Curtis James



Appointment: by governor; 01/12/11 - 04/10/14
Represents the 6th Congressional District

David Bennett

Appointment: by governor; 09/07/12 - 04/10/15
Represents the 7th Congressional District

Table of Contents

Commissioner’s Letter	02-03
About Services	04-11
Developmental Disabilities	04-05
Mental Illnesses	06-07
Substance Use Disorders	08-09
Specific Populations	10-11
Financial Report	12-13
Expenditures and Encumbrances	12
General Operating Revenue	12
Facility Dollars	13
Community Dollars	13



02 Commissioner's Letter

Dear Governor Bentley,

It is my privilege to present to you the FY12 Annual Report of the Alabama Department of Mental Health.

The major thrust of the department's efforts over the past year has been the successful transition from a system of care designed around large state inpatient institutions to one that will provide a broad range of care options throughout the state at the local level. Better treatment options allow for comprehensive care in community settings, provide an environment that is far less isolating and more conducive to recovery, and reduce the stigma sometimes associated with admission to institutional care.

With the anticipated closing of the W.D. Partlow Developmental Center, the department worked diligently with families, guardians and community providers to develop personalized care plans and individualized placements for each of Partlow's former residents. As a result, Partlow's long service to the state was completed in December 2011. Although Partlow's doors were officially closed, our service to its former residents did not stop. Throughout FY12, staff in the Division of Developmental Disabilities continued to monitor each former resident to ensure their health, safety and welfare were maintained, and that they enjoyed an enhanced quality of life in their new community settings.

While these efforts were ongoing, our Division of Mental Health and Substance Abuse Services worked diligently to close Greil Hospital and prepare for the closure of Searcy Hospital. Through continued collaboration with community providers, we were able to fund and develop a robust infrastructure of services

in the community to meet the needs of many consumers previously served in the hospitals. However, we recognized a small number of consumers had long-term needs that may not be best met in community-based care, and those individuals were transferred to other state-operated hospitals. With plans complete, we officially closed Greil Hospital in August 2012. Searcy Hospital's closure was officially announced in September, and the hospital closed October 31, 2012.

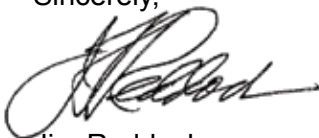
Not only does this transition to a system of community-based care provide vastly improved treatment options for those we directly serve, it also provides a significant and measurable reduction in the financial demands placed on the state's resources. These efforts have allowed us to close three aging institutions at a net savings to the state in excess of 20 million dollars, with no reduction in our levels of service. Additionally, providing services through our community partners such as local mental health centers, local crisis care centers and local hospital psychiatric units, gives us far greater access to additional federal dollars not available in our state institutional settings.

As the closures of some facilities were planned and implemented, progress continued in FY12 on the construction of our new state-of-the-art 268-bed hospital in Tuscaloosa. This facility, which will be located on the south side of the former Partlow campus, uses therapeutic design principles that exceed all current national standards for psychiatric treatment facilities. The layout will provide a less institutional feel and incorporate a treatment mall that will include such things as barber and beauty shops, a library, fitness room and gym, as well as spaces for consumer advocates

and therapy areas. These areas are designed to continue our mission of helping consumers recover and successfully re-enter life in their own communities. Once complete, the new facility will replace the oldest and largest of our state hospitals. The new facility will continue to honor its predecessor's revered namesake, Dr. Peter Bryce, by preserving the same name – Bryce Hospital.

Truly effective and efficient services can only be provided with a team of dedicated and hard working employees and leaders who believe in achieving excellence in all they do. Through the innovative and collaborative efforts of our ADMH employees and managers, as well as our community partners, we are making remarkable progress in a time of unprecedented fiscal challenges. I can report to you without reservation that the entire team at the Alabama Department of Mental Health stands ready to meet those challenges.

Sincerely,



Jim Reddoch
Commissioner



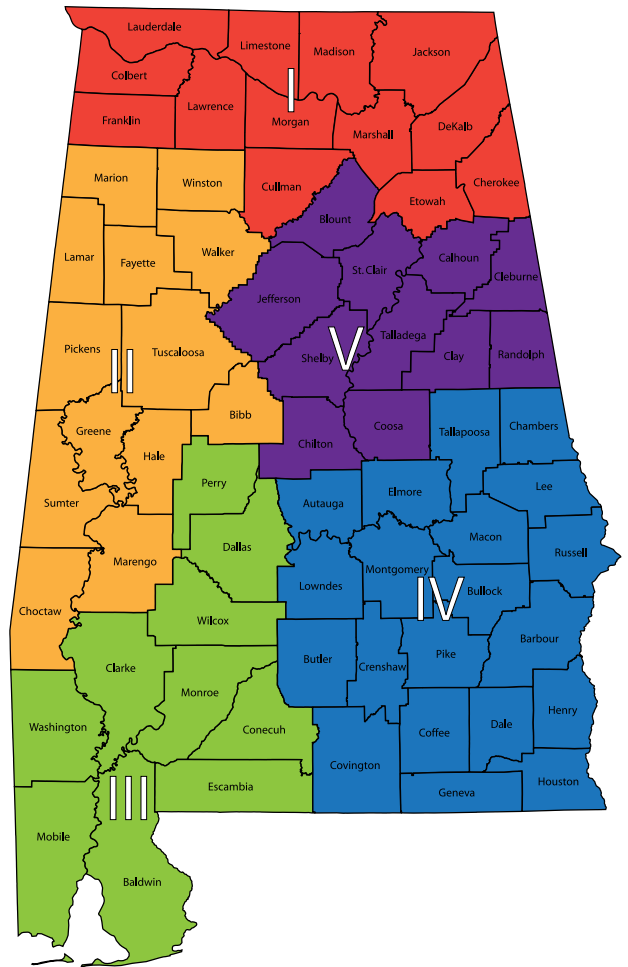
Commissioner Reddoch



About Services

Developmental Disability Services

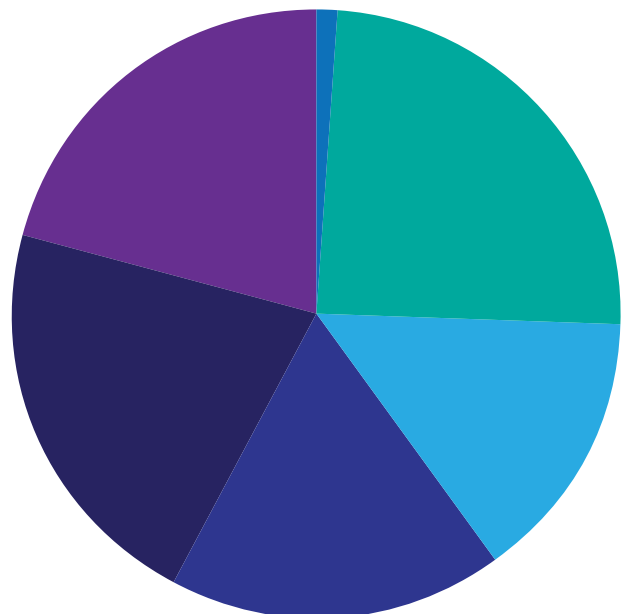
- W.D. Partlow Developmental Center served 69 individuals in FY12 before it closed on 12/28/11
- Developmental disability services were provided to 5,651 distinct people in the community in FY12
- A total of (30) 310 Boards serve Alabama's 67 counties
- More than 100 direct contractors and subcontractors assist in providing services. These range from small group homes serving one individual to large day habilitation providers serving hundreds of individuals
- Types of services provided: assistive technology evaluations, case management, companion, day treatment, early intervention, homemaking, outpatient therapy, personal care, residential treatment, respite, supported employment and unskilled/skilled nursing



Map of Developmental Disability Service Regions

Number of People Served

W.D. Partlow Developmental Center	69
Region I	1,396
Region II	838
Region III	1,004
Region IV	1,227
Region V	1,186
Total	5,720



Community Provider Statistics

Developmental Disability Services

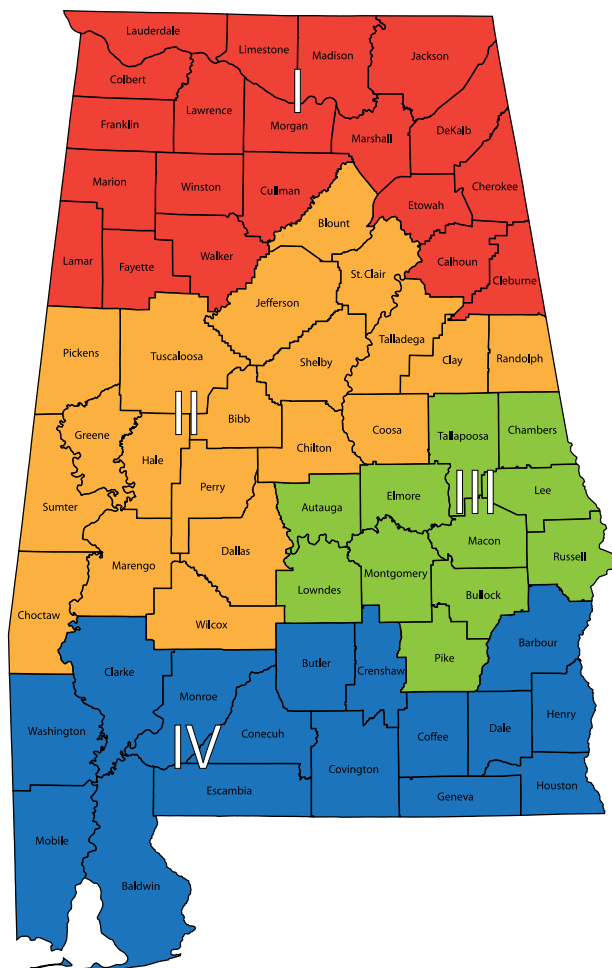
Contract Provider	County Coverage	Served
Comprehensive 310 Boards		
AltaPointe Health Systems	Mobile, Washington*	540
Cahaba Center for Mental Health	Dallas, Perry, Wilcox	105
Calhoun-Cleburne Mental Health Board	Calhoun, Cleburne	156
Cheaha Regional Mental Health Center	Clay, Coosa, Randolph, Talladega	143
East Alabama Mental Health Center	Chambers, Lee, Russell, Tallapoosa	235
Northwest Alabama Mental Health Center	Fayette*, Lamar*, Marion, Walker*, Winston	222
West Alabama Mental Health Center	Choctaw, Greene, Hale, Marengo, Sumter	131
Serving Developmental Disabilities Only		
Ability Alliance of West Alabama	Bibb, Pickens, Tuscaloosa	570
Autauga Elmore Developmental Services	Autauga, Elmore, Lowndes	320
Blount County MR/DD	Blount, St. Clair*	127
Jefferson County Intellectual & Developmental Disabilities Authority	Jefferson*	760
Madison County 310 Board	Madison	303
Marshall-Jackson ID/DD 310 Agency	Jackson, Marshall	231
Montgomery 310	Montgomery	293
MR/DD Board	Baldwin, Clarke, Washington*	271
North Central Alabama MR/DD Authority	Lawrence, Limestone, Morgan	313
Northeast Alabama MR/DD Authority	Cherokee, DeKalb*, Etowah*	283
SCOPE 310 Authority	Colbert, Franklin, Lauderdale	201
TriCounty Agency for Intellectual Disabilities	Fayette*, Lamar*, Walker*	182
Vaughn-Blumberg Services	Houston*	145
Vivian B. Adams School	Dale	113
Non 310 Board Contract Providers		
ARC of Jefferson County	Blount, Jefferson	431
ARC of Madison County	Madison	216
ARC of Tuscaloosa	Tuscaloosa	110
Mobile ARC	Mobile	243
Montgomery ARC	Montgomery	207
Progressive Healthcare Providers of Alabama	Autauga, Elmore, Shelby	158
Resources for Independence	Mobile, Tuscaloosa	124
United Cerebral Palsy of Greater Birmingham	Jefferson	149
Volunteers of America Alabama	Baldwin, Bibb, Bullock, Butler, Calhoun, Cherokee, Coffee, Colbert, Conecuh, Covington, Cullman, Dale, DeKalb, Elmore, Escambia, Etowah, Franklin, Greene, Houston, Jackson, Lauderdale, Lawrence, Limestone, Madison, Marshall, Monroe, Morgan, Pike, Russell, Shelby	845

Due to space constraints, this chart shows only those providers that served 100+ individuals in FY12. There are many more providers, and many individuals receive services and supports from more than one provider.

*There are several counties with more than one 310 Board

Mental Illness Services

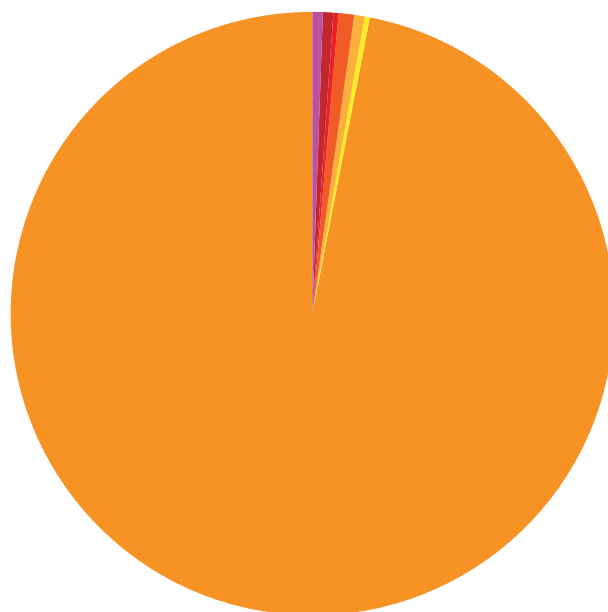
- State-operated facilities provided mental illness services to 3,355 people
- Mental illness services were provided to 102,035 distinct people in the community in FY12
- A total of (22) 310 Boards serve Alabama’s 67 counties
- There are an additional five providers that are not 310s, but do contract with ADMH, scattered throughout the state
- There are an additional 12 providers that are not 310s and ADMH does not contract with, but does certify, scattered throughout the state
- Types of services provided: case management, consultation, crisis stabilization, day treatment, education, emergency services, forensic case management, indigent drug program, in-home intervention, intensive day treatment, outpatient, partial hospitalization, rehabilitative day program, and residential treatment



Map of Mental Illness Service Regions

Number of People Served

Bryce Hospital	826
Greil Memorial Psychiatric Hospital*	372
Mary Starke Harper Geriatric Psychiatry Center	474
North Alabama Regional Hospital	736
Searcy Hospital	716
Taylor Hardin Secure Medical Facility	204
UAB Adolescent Unit	27
Community Mental Health Centers	102,035
Total	105,390



*Greil Memorial Psychiatric Hospital closed during FY12. It was in operation until 08/31/12.

Community Provider Statistics

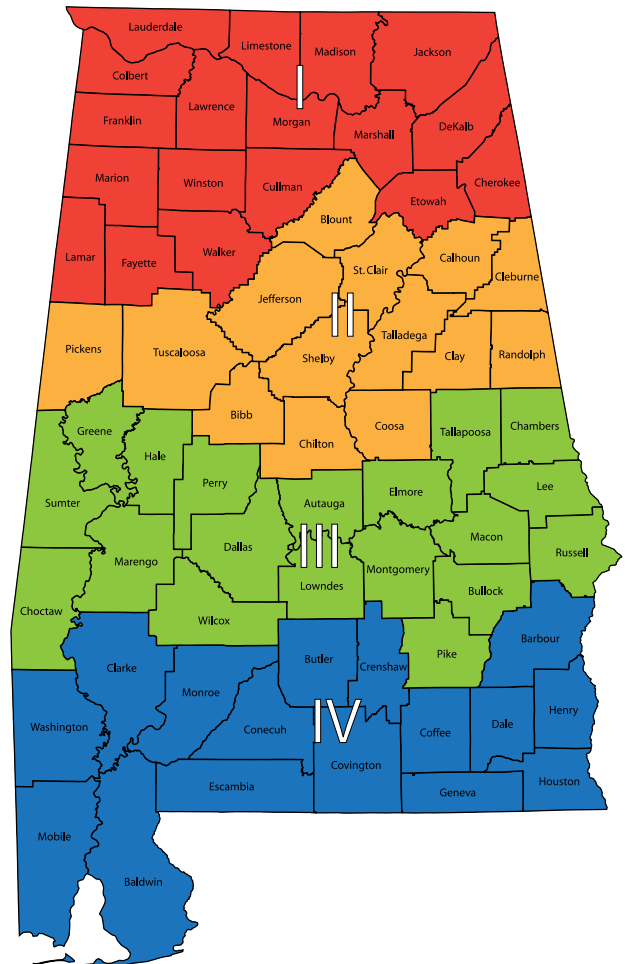
Mental Illness Services

Contract Provider	County Coverage	Served
Comprehensive 310 Boards		
AltaPointe Health Systems	Mobile, Washington	9,175
Cahaba Center for Mental Health	Dallas, Perry, Wilcox	3,372
Calhoun-Cleburne Mental Health Board	Calhoun, Cleburne	3,334
Cheaha Regional Mental Health Center	Clay, Coosa, Randolph, Talladega	3,276
Chilton-Shelby Mental Health Center	Chilton, Shelby	2,225
East Alabama Mental Health Center	Chambers, Lee, Russell, Tallapoosa	8,385
East Central Mental Health Center	Bullock, Macon, Pike	2,691
JBS Mental Health Authority	Blount, Jefferson, St. Clair	4,558
Northwest Alabama Mental Health Center	Fayette, Lamar, Marion, Walker, Winston	4,189
South Central Alabama Mental Health Center	Butler, Coffee, Covington, Crenshaw	3,155
Southwest Alabama Behavioral Health Care Systems	Clarke, Conecuh, Escambia, Monroe	3,269
SpectraCare Health Systems	Barbour, Dale, Geneva, Henry, Houston	3,354
West Alabama Mental Health Center	Choctaw, Greene, Hale, Marengo, Sumter	2,168
Serving Mental Illnesses and Substance Use Disorders Only		
Baldwin County Mental Health Center	Baldwin	4,002
CED Mental Health Center	Cherokee, DeKalb, Etowah	4,118
Indian Rivers Mental Health Center	Bibb, Pickens, Tuscaloosa	5,046
Mental Health Center of Madison County	Madison	7,216
Mental Health Center of North Central Alabama	Lawrence, Limestone, Morgan	4,471
Mental Healthcare of Cullman	Cullman	2,370
Mountain Lakes Behavioral Healthcare	Jackson, Marshall	2,590
Riverbend Community Mental Health Center	Colbert, Franklin, Lauderdale	5,535
Serving Mental Illnesses Only		
Montgomery Area Mental Health Authority	Autauga, Elmore, Lowndes, Montgomery	6,361
Non 310 Board Contract Providers		
Brewer Porch Children's Center	Tuscaloosa	44
Eastside Mental Health Center	Blount, Jefferson, St. Clair	3,391
Glenwood Autism and Behavioral Health Center	Jefferson	478
UAB Mental Health Center	Jefferson	1,348
Western Mental Health Center	Jefferson	1,914

Substance Use Disorder Services

Substance use disorder services are not offered at our state-operated facilities. All services are provided through contracts with community providers.

- Substance use disorder treatment services were provided to 22,946 distinct people in FY12
- Prevention services were provided to 75,000 people
- ADMH contracts with 72 providers to serve Alabama’s 67 counties
- There are an additional 29 providers that ADMH does not contract with, but does certify, scattered throughout the state
- Types of services provided: case management, early intervention, detoxification, opioid maintenance therapy, outpatient, partial hospitalization treatment, prevention services, residential treatment and transitional residential treatment



Map of Substance Use Disorder Service Regions

Contract Provider	County Coverage	Served
Comprehensive 310 Boards		
AltaPointe Health Systems	Mobile	595
Cahaba Center for Mental Health	Dallas, Wilcox	380
Calhoun-Cleburne Mental Health Board	Calhoun	448
Cheaha Regional Mental Health Center	DeKalb, Randolph, Talladega	721
Chilton-Shelby Mental Health Center	Chilton, Shelby	358
East Alabama Mental Health Center	Chambers, Lee, Russell	944
East Central Mental Health Center	Pike	179
JBS Mental Health Authority	Blount, Jefferson, St. Clair	6,444
Northwest Alabama Mental Health Center	Fayette, Lamar, Marion, Walker, Winston	976
South Central Alabama Mental Health Center	Coffee, Covington	522
Southwest Alabama Behavioral Health Care Systems	Monroe, Escambia	292
SpectraCare Health Systems	Barbour, Dale, Geneva, Henry, Houston	1,739
West Alabama Mental Health Center	Clarke, Marengo	158
Serving Mental Illnesses and Substance Use Disorders Only		
Baldwin County Mental Health Center	Baldwin	381
CED Mental Health Center	Cherokee, Etowah	257

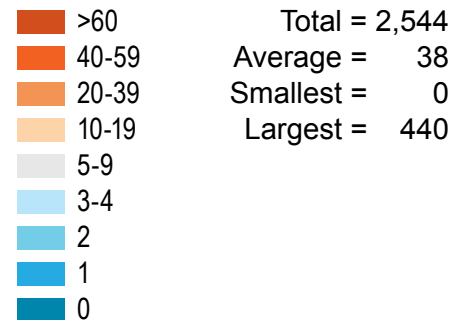
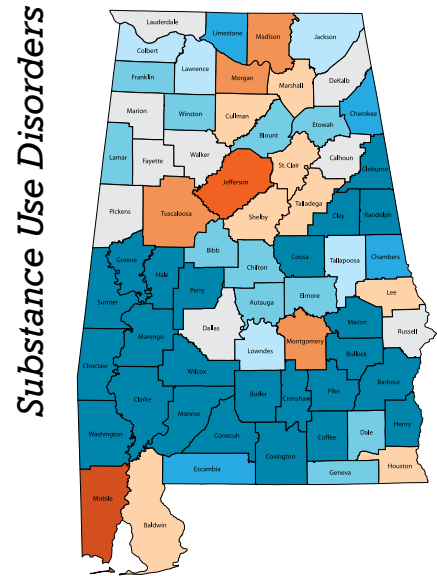
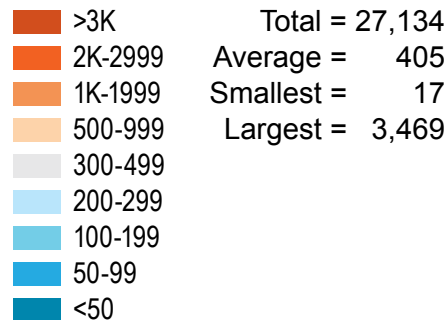
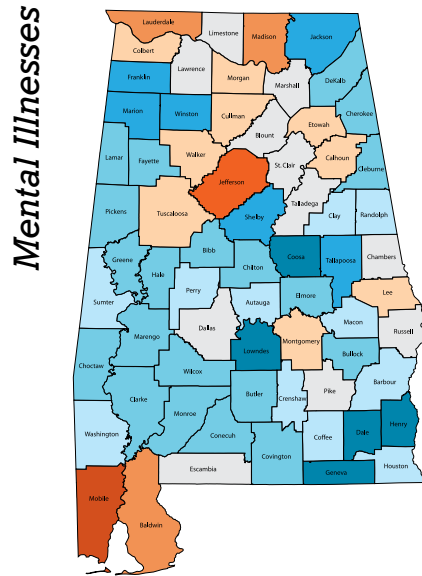
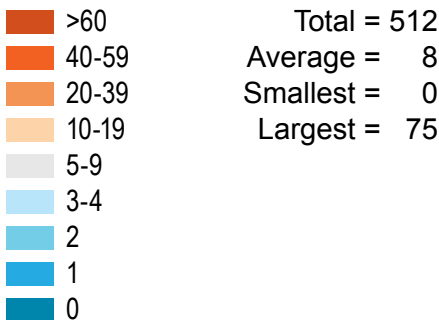
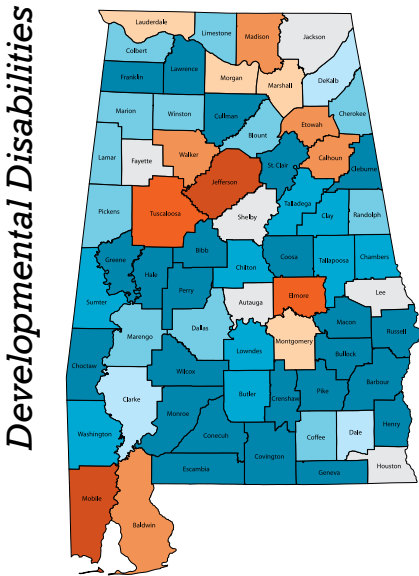
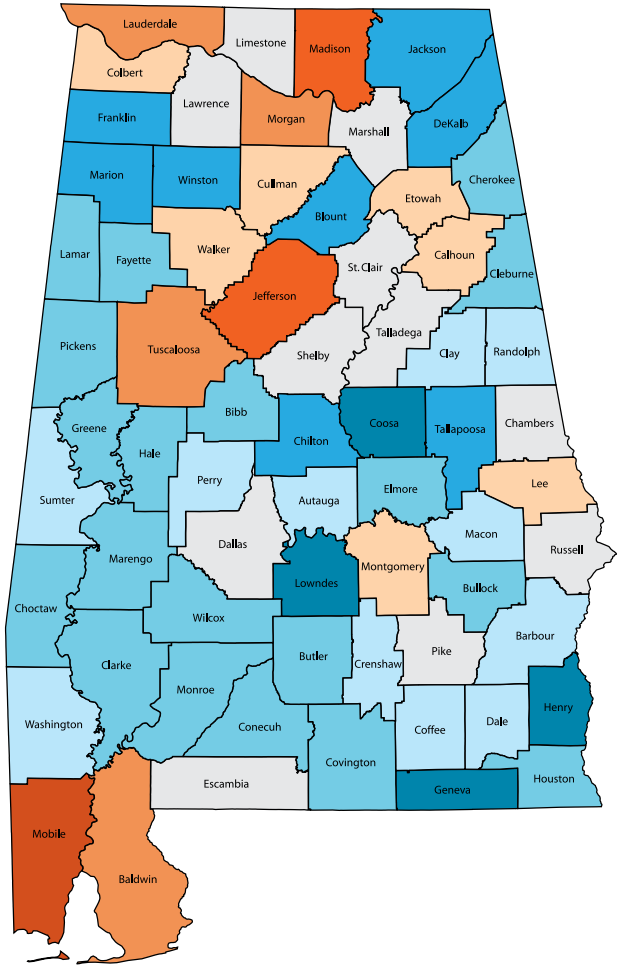
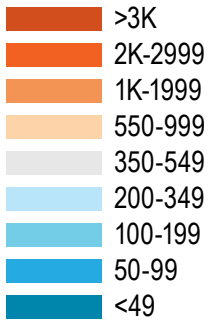
Community Provider Statistics

Substance Use Disorder Services

Contract Provider	County Coverage	Served
Indian Rivers Mental Health Center	Bibb, Pickens, Tuscaloosa	798
Mental Health Center of Madison County	Madison	1,119
Mental Health Center of North Central Alabama	Limestone, Morgan	779
Mental Healthcare of Cullman	Cullman	351
Mountain Lakes Behavioral Healthcare	Jackson, Marshall	665
Riverbend Community Mental Health	Colbert, Franklin, Lauderdale	807
Non 310 Board Contract Providers		
Alcohol and Drug Abuse Treatment Centers	Jefferson	1,205
Aletheia House	Butler, Cleburne, Colbert, Conecuh, Crenshaw, Jefferson, Lawrence, Lowndes, Walker	2,589
Anniston Fellowship House	Calhoun	78
The Bridge	Cullman, DeKalb, Etowah, Mobile, Tuscaloosa	881
The Bridge Mobile	Mobile	489
CED Fellowship House	Etowah	82
Chemical Addictions Program	Autauga, Montgomery, Jefferson	1,467
Emma's Harvest Home	Mobile	29
Family Life Center	Cherokee, DeKalb, Etowah, Jackson, Limestone, Marshall, Morgan	152
Fellowship House	Jefferson	584
Gateway Crisis Residential	Jefferson	19
Hope House	Blount	98
Insight Treatment Program	Clarke, Coffee, Dale, Geneva, Mobile	77
Jefferson County Council on Economic Opportunity	Jefferson	213
Lighthouse Counseling Center	Montgomery	870
Lighthouse of Tallapoosa County	Tallapoosa	48
Lighthouse Inc.	Cullman	60
Marwin Counseling	Marion, Winston	51
New Centurions	Etowah	78
New Pathways	St. Clair	127
Oakmont Center	Jefferson	104
The Pathfinder	Madison	99
Phoenix House of Tuscaloosa	Tuscaloosa	171
Rapha Treatment Center	Etowah	20
Recovery Services of DeKalb County	DeKalb, Marshall	157
Salvation Army Dauphin Way Lodge	Mobile	638
Second Choice	Mobile	39
The Shoulder	Baldwin	31
St. Anne's Home	Jefferson	71
Substance Abuse Council of Northwest Alabama	Franklin, Lauderdale	69
UAB Drug Free	Jefferson	1,561

Children/Adolescent Services

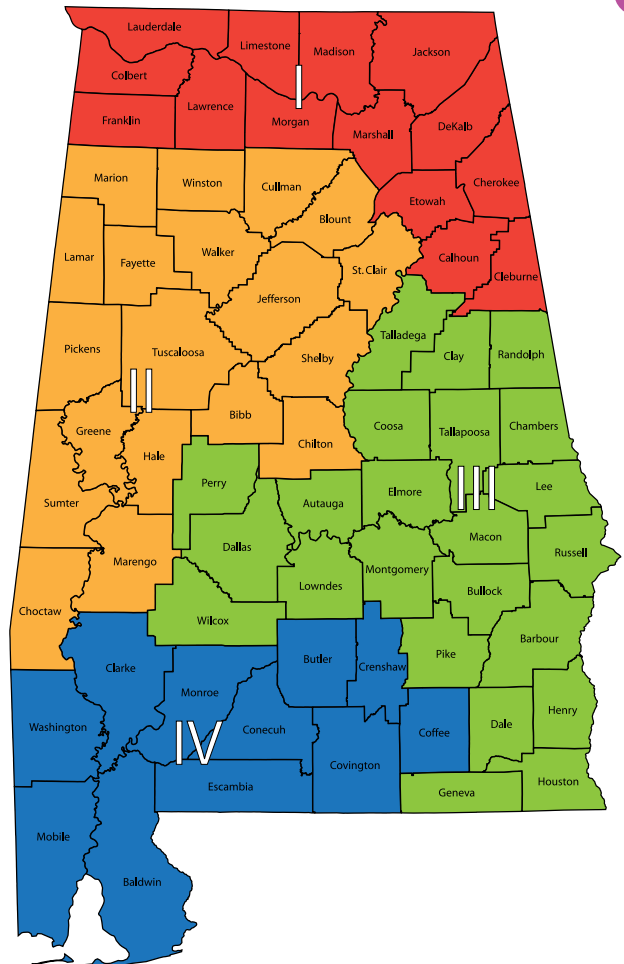
- The department contracts with UAB to operate the UAB Adolescent Unit, which served 27 children/adolescents in FY12
- A total of 30,190 children or adolescents received state-funded services in FY12, with a county average of 451 served.
- County serving the smallest # = Coosa (31)
- County serving the largest # = Mobile (3,984)



Deaf/Hard of Hearing Services

- The Office of Deaf Services had direct contact with 2,131 distinct individuals
**This number is different from the total of the chart below because additional consumers are served in state-operated facilities and others are not enrolled in community mental health centers*
- Provided 2,849 events of technical assistance or consultation to individuals and groups
- Completed 305 assessments of various types for consumers during the year
- During FY12, the Office of Deaf Services served only consumers with mental illnesses

Region	Deaf	Hard of Hearing
I	47	753
II	60	419
III	42	377
IV	45	291



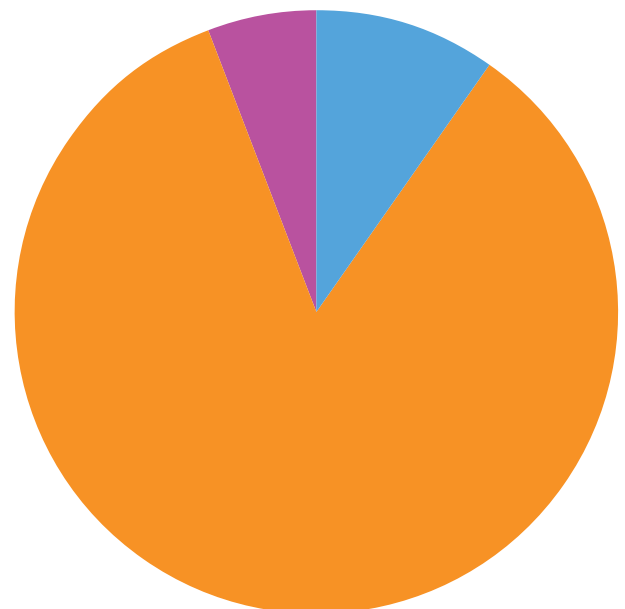
Map of Deaf Services Regions

Nursing Home Services

- Screened 48,142 nursing home applicants and residents for suspected mental illnesses, developmental disabilities and/or related conditions
- Performed 5,101 Clinical Reviews to confirm or rule out diagnoses of mental illnesses, developmental disabilities and/or related conditions
- Completed 1,026 Significant Change Evaluations to assess individuals' continued eligibility for nursing home placement
- Conducted 756 Nursing Home Chart Audits to help ensure federal and state PASRR compliance

Completed Full Level II Evaluations

Developmental Disabilities	324
Mental Illnesses	2,811
Dual Diagnosis	186
Total	3,321



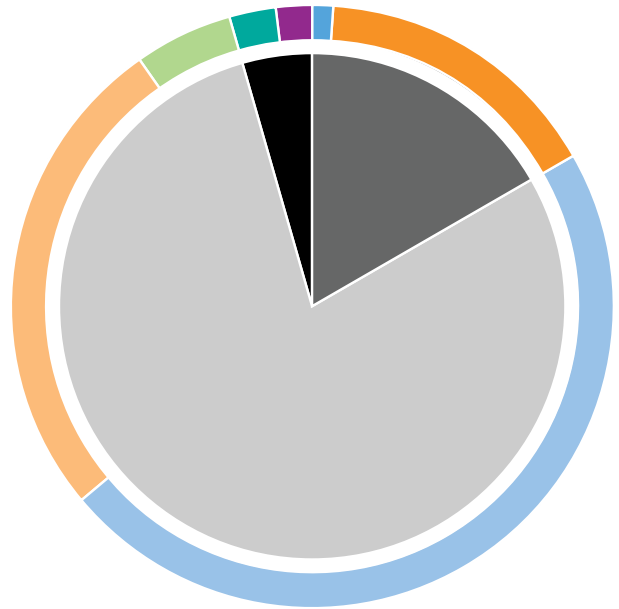
**Full Level II Evaluations determine*
 (1) state's level of care criteria
 (2) need for specialized services
 (3) appropriateness of nursing home placement

Financial Report

Expenditures and Encumbrances

Facilities	\$ 147,974,024
Community Programs	690,451,362
Administration	36,907,883
Total	\$ 875,333,269

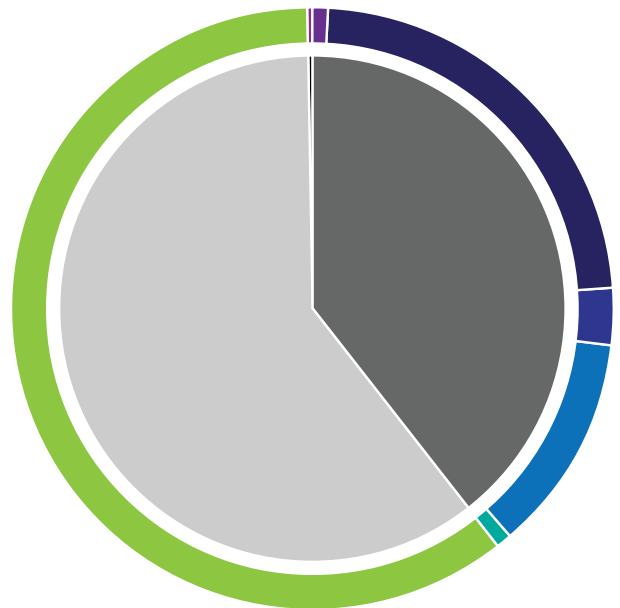
Facilities	
Developmental Disabilities	\$ 11,861,545
Mental Illnesses	136,112,479
Community Programs	
Developmental Disabilities	411,889,369
Mental Illnesses	231,725,759
Substance Use Disorders	46,836,234
Administration	
Central Office	20,314,503
Special Services	16,593,380



General Operating Revenue

State Revenue	\$ 346,902,877
Federal, Local, Misc.	528,208,389
Other Items	1,500,000
Total	\$ 876,611,266

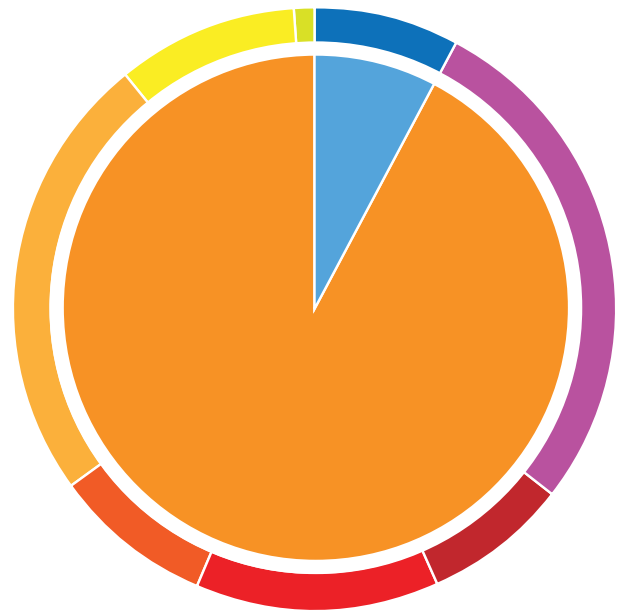
Cigarette Tax	\$ 8,786,882
Mental Health Fund	201,540,396
Education Trust Fund	26,612,083
General Fund	103,951,924
Other State Revenue	6,011,592
(Including Indigent Offenders Treatment, Judicial Fines, State Match Funds-DHR and Tobacco Settlement)	
Federal, Local, Misc.	528,208,389
Other Items	1,500,000



Facility Dollars

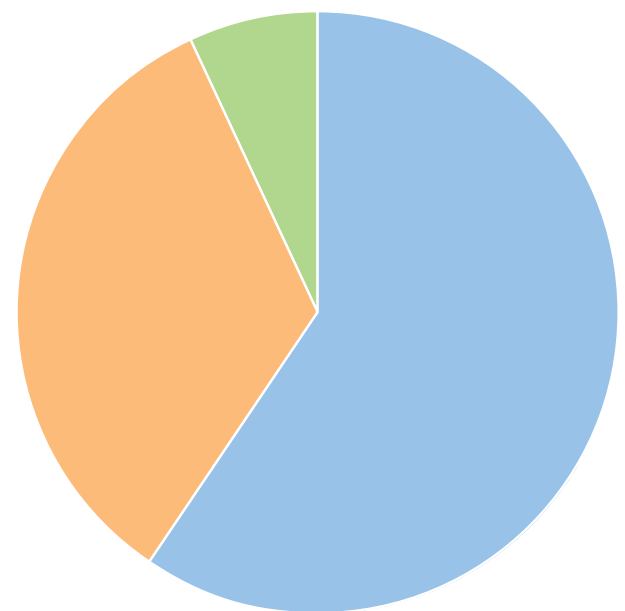
■ Developmental Disabilities	\$ 11,861,545
■ Mental Illnesses	136,112,479
Total	\$ 147,974,024

■ W.D. Partlow Developmental Center*	\$ 11,861,545
■ Bryce Hospital	40,915,141
■ Greil Memorial Psychiatric Hospital*	11,500,245
■ Mary Starke Harper Center	19,413,485
■ North Alabama Regional Hospital	12,623,240
■ Searcy Hospital	35,880,250
■ Taylor Hardin Secure Medical Facility	14,246,751
■ UAB Adolescent Unit	1,533,367



Community Dollars

■ Developmental Disabilities	\$ 411,889,369
■ Mental Illnesses	231,725,759
■ Substance Use Disorders	46,836,234
Total	\$ 690,451,362



*W.D. Partlow Developmental Center and Greil Memorial Psychiatric Hospital closed during FY12. Partlow closed on 12/28/11, and Greil closed on 08/31/12.

Alabama Department of Mental Health

Visit our website, mh.alabama.gov

Find us on Facebook, facebook.com/ALMentalHealth

Follow us on Twitter, twitter.com/almentalhealth

Watch us on YouTube, youtube.com/user/ALMentalHealth

RSA Union Building

100 North Union Street

Montgomery 36130

1-800-367-0955



Greil Memorial Psychiatric Hospital



W.D. Partlow Developmental Center