

ADMH SAIS

Submission Guide

Version 1.2

Prepared by Praneeth K Medehal

Date 8/26/2024

Table of Contents

1.	Introduction	5
1.1	Terms and Definitions	5
1.2	Purpose	5
2.	Required Data Sets and Dependencies.....	5
3.	Method and Frequency of Data Submission.....	6
4.	Data Submission Options.....	6
4.1	XML File Submission through SFTP Folder.....	7
4.2	XML File Submission through WITS Upload.....	11
4.3	XML File Naming and File Type.....	25
4.4	XML Schema Validation	25
4.5	Validation Errors.....	26
5.	Tracking Changes & Submission Actions	27
5.1	Tracking Changes.....	27
5.2	Deleting Data.....	27
5.3	Submission Actions.....	28
5.4	Add/Update.....	28
5.5	Delete	30
5.6	Duplicates.....	32
6.	General Overview of the Alabama WITS Data Sets	32
6.1	Description	33
6.2	Key Fields.....	33
6.3	Additional Business Rules	33
6.4	Additional Guidance (If Applicable)	33
6.5	Fields	33
7.	Validation Errors, Warnings, and Guidance	33
7.1	Errors.....	34
7.2	Error Types	35
7.3	Guidance	38
8.	Client Data Set	38
8.1	Submitting Client Data.....	38
8.2	Client Data Set Entities Diagram.....	38

8.3	Client Profile	39
9.	Treatment Episode Data Set	50
9.1	Submitting Treatment Episode Data	50
9.2	Treatment Episode Entities Diagram	51
9.3	Client Intake	51
9.4	Client Screener	59
9.5	ADMH Placement Assessment	70
9.6	ADMH Update Assessment	157
9.7	Discharge.....	187

List of Tables

Table 1: Record of Changes.....	4
Table 2: Terms and Definitions	5
Table 3: Error Types Table	35
Table 4: Client Profile Fields Table	40
Table 5: Client Race Fields Table	45
Table 6: External Client Address ID Fields Table	46
Table 7: External Client Record ID Fields Table.....	52
Table 8: External Client Presenting Problem Fields Table	58
Table 9: External Uncope Record Fields Table.....	61
Table 10: External Crafft Record Fields Table	65
Table 11: External ADMH Placement Assessment Fields Table.....	71
Table 12: Dimension 1 Fields Table.....	76
Table 13: External ADMH Placement Assessment Withdrawal Symptoms Fields Table	86
Table 14: External Substance Use History Record Fields Table	88
Table 15: External ADMH Placement Assessment Dimension 2 Fields Table.....	92
Table 16: Dimension 2 Medical Withdrawal Symptoms Fields Table	99
Table 17: Dimension 3 Medical Withdrawal Symptoms Fields Table.....	100
Table 18: External Orientation Record ID Fields Table	106
Table 19: Dimension 3 General Appearance Dress Fields Table.....	107
Table 20: External Grooming Record Id Fields Table	109
Table 21: External Facial Expression Record Id Fields Table.....	110
Table 22: External Mood Record Id Fields Table	112
Table 23: External Affect Record Id Fields Table	113
Table 24: External Speech Record Id Fields Table.....	116
Table 25: External Immediate Memory Record Id Fields Table.....	117
Table 26: External Recent Memory Record Id Fields Table	119
Table 27: External Remote Memory Record Id Fields Table.....	120
Table 28: External Thought Process Record Id Fields Table	122

Table 29: External Thought Content Record Id Fields Table.....	124
Table 30: External Judgement Record Id Fields Table	125
Table 31: External Insight Record Id Fields Table	127
Table 32: Dimension 4 Fields Table.....	128
Table 33: Dimension 5 Fields Table.....	131
Table 34: Dimension 6 Fields Table.....	139
Table 35: Assessed Level of Care Fields Table	150
Table 36: External Diagnosis Code Record Id Fields Table.....	154
Table 37: Review and Sign Off Fields Table	157
Table 38: External Update Assessment Record Id Fields Table	158
Table 39: Client Info and Services Fields Table	163
Table 40: Criteria Questions Fields Table.....	168
Table 41: Assesses Level of Care Fields Table.....	181
Table 42: External Discharge Fields Table.....	188

List of Figures

No table of figures entries found.

Record of Changes

Table 1: Record of Changes

Date	Version	Author(s)	Brief Description of Change
2/24/2024	1.0	Praneeth K Medehal	Initial Submission to ADMH
3/21/2024	1.1	Praneeth K Medehal	Updated SSN info on Page 40 Added Guidance to ADMH Placement Assessment Record Id on Page 77
8/22/2024	1.2	Naveen Bhima	Updated the formatting of all the tables, Added new fields to 9.5.3 based on defect 784920

1. Introduction

The **Alabama (AL) Provider Submission Guide** provides an overview, description, and outline of the various components of the Alabama Department of Mental Health (ADMH) including:

- [Required Data Sets and Dependencies](#)
 - [Client Data Set](#)
 - [Treatment Episode Data Set](#)
- [Method and Frequency of Data Submission and Data Submission Options](#)
- [Validation Errors, Warnings, and Guidance](#)
- [Vocabulary](#)
- [XML Schemas](#)

1.1 Terms and Definitions

Table 2: Terms and Definitions

Term	Description
ADMH	Alabama Department of Mental Health
SFTP	Secure File Transfer Protocol
TEDS	Treatment Episode Data Set
XML	Extensible Markup Language
XSD	XML Schema Definition

1.2 Purpose

ADMH collects Client and Treatment level data from licensed providers to meet state and federal data (TEDS, etc.) reporting requirements. Providers upload XML files into Alabama WITS to create Client records and Treatment Episode records like (Intake, Screener, ADMH Placement Assessment, ADMH Update Assessment, Outcome Measures, Client Program Enrollment and Discharge) associated with the client record.

The **AL Provider Submission Guide** specifies the data files and file layout requirements for collecting and reporting required data on individuals served by ADMH licensed treatment providers. The guide also includes technical guidance for a provider agency to understand how to create file submissions to Alabama WITS, how to submit those files, validation rules and how to correct errors.

2. Required Data Sets and Dependencies

The required data sets and their dependencies in ADMH are shown below. These datasets are explained in detail in further sections in this guide. The two data sets are:

1. “Client Data Set” that captures Client demographics data.
2. “Treatment Episode” that captures Client treatment episode data.

The data set dependencies within ADMH are:

The Treatment Episode Data Set is dependent upon Client Data Set.

Data Set files must be processed where the parent data set(s) are processed before child data set(s).

- Alabama WITS will display a validation error when a child data set record is missing a corresponding parent data set record. **Example:** Client Profile should exist before a Treatment Episode can be submitted.
- When files for multiple data set types are submitted at the same time for record creation, the records should be submitted in Parent (Client Profile) and Child (Treatment Episode) order.
- When files for multiple data set types are submitted at the same time for record updates, Alabama WITS will automatically process the files in the correct parent/child order.
- When submitting individual data set records, follow the required hierarchy to avoid receiving dependency related validation errors.

3. Method and Frequency of Data Submission

The providers will either drop the files into SFTP folders or log into Alabama WITS and click on the “Clinical File Management” menu item under “Agency” to upload files. Sections # 4.1. And 4.2 below explains with screenshots about how to upload the files via “SFTP Folders” and “Clinical File Management” menu item under “Agency” in Alabama WITS.

Data uploaded are processed when the scheduled process runs. After the process validates the submitted data, providers can view the files that show the records which did not pass validation in “Clinical File Profiles” “Error Screen” as shown in section# 4.2 screenshots.

4. Data Submission Options

Providers can create records in Alabama WITS in 2 ways as listed below. ADMH will provide access to the required “Role” needed for the Providers to upload the XML files.

- Providers can upload XML files through SFTP folders.
- Providers can upload XML files by logging in into Alabama WITS and using file import functionality.

4.1 XML File Submission through SFTP Folder

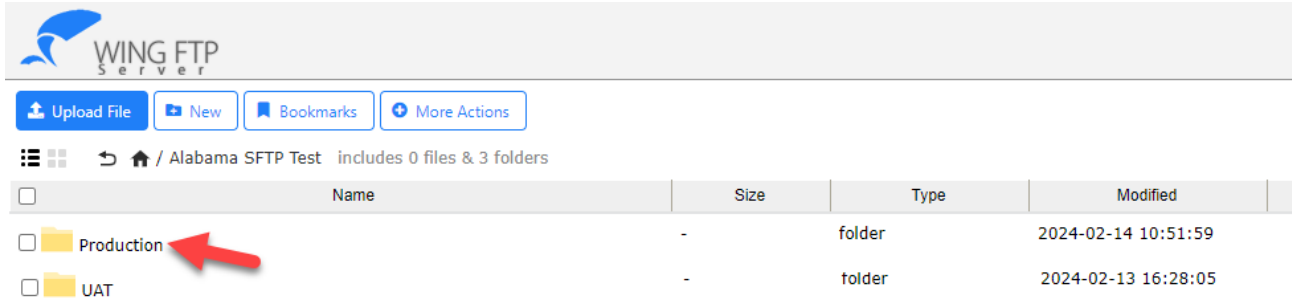
Every licensed provider will be given access to their respective agency SFTP folder by ADMH to upload the XML files. Providers can either manually drop the XML files or automate the file submission into the folders for record creation. Providers may script this process so that the files are exchanged automatically. The XML files must meet requirements for naming, size, and structure as described below in section # 4.3. Below are the screenshots and steps to follow for manual upload process to be successful in Alabama WITS.

1. Login into SFTP server with valid credentials.



The screenshot shows the Wing FTP Server Web Client login page. At the top left is the Wing FTP Server logo. Below it are three input fields: 'Account:' with a user icon, 'Password:' with a lock icon, and a language dropdown menu currently set to 'English'. Below these fields are two checkboxes: 'Remember me' and 'Download App' with a mobile app icon. A large blue 'Login' button with a right-pointing arrow is at the bottom. The footer text reads: 'Wing FTP Server ©2003-2023 wftpserver.com All Rights Reserved'.

2. After Successful login, double click on the “PRODUCTION” to upload the files for record Creation/Updates. “UAT” folder should be used only for testing purposes.



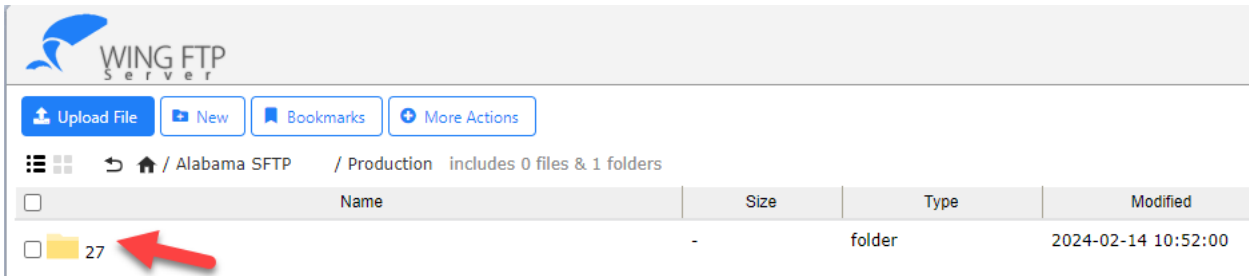
WING FTP Server

Upload File New Bookmarks More Actions

/ Alabama SFTP Test includes 0 files & 3 folders

Name	Size	Type	Modified
Production	-	folder	2024-02-14 10:51:59
UAT	-	folder	2024-02-13 16:28:05

3. After clicking on “Production” folder, Providers will find a folder with their respective “Agency Number”. Should double click on that folder.



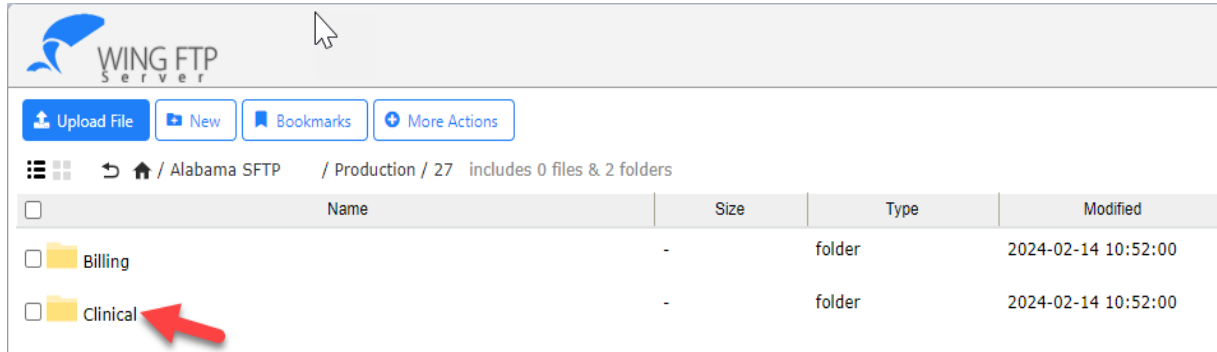
WING FTP Server

Upload File New Bookmarks More Actions

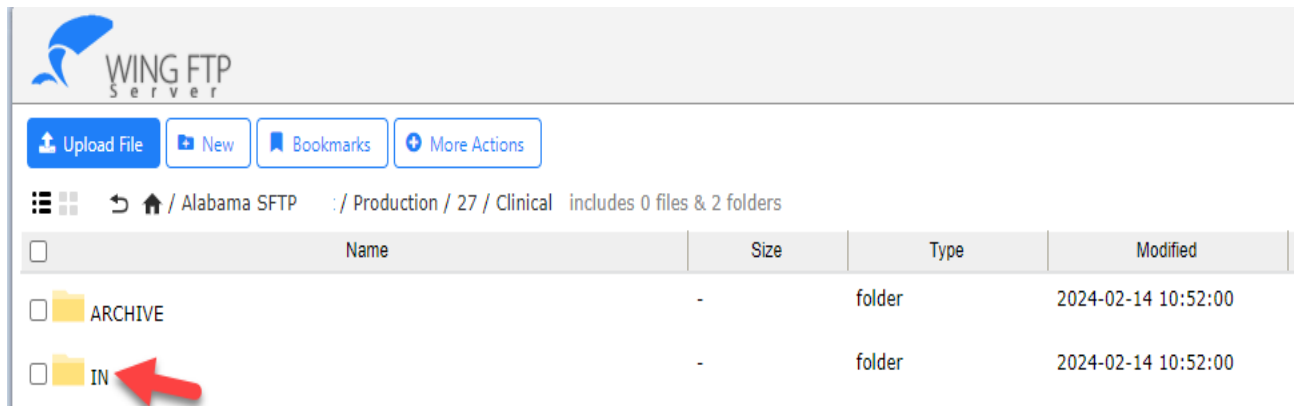
/ Alabama SFTP / Production includes 0 files & 1 folders

Name	Size	Type	Modified
27	-	folder	2024-02-14 10:52:00

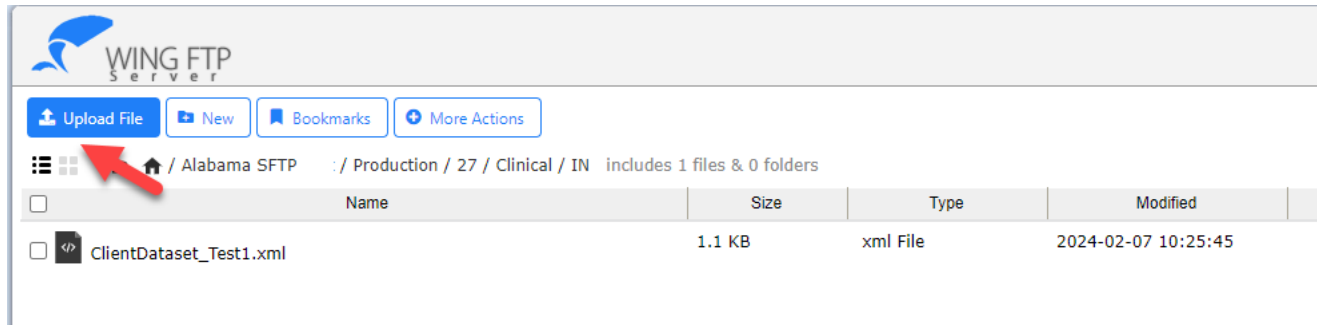
4. Providers should see 2 sub folders after clicking on “Agency Number” folder, one for “Clinical” and one for “Billing”. Double click on “Clinical” folder to upload Clinical files for record Creation/Updates.



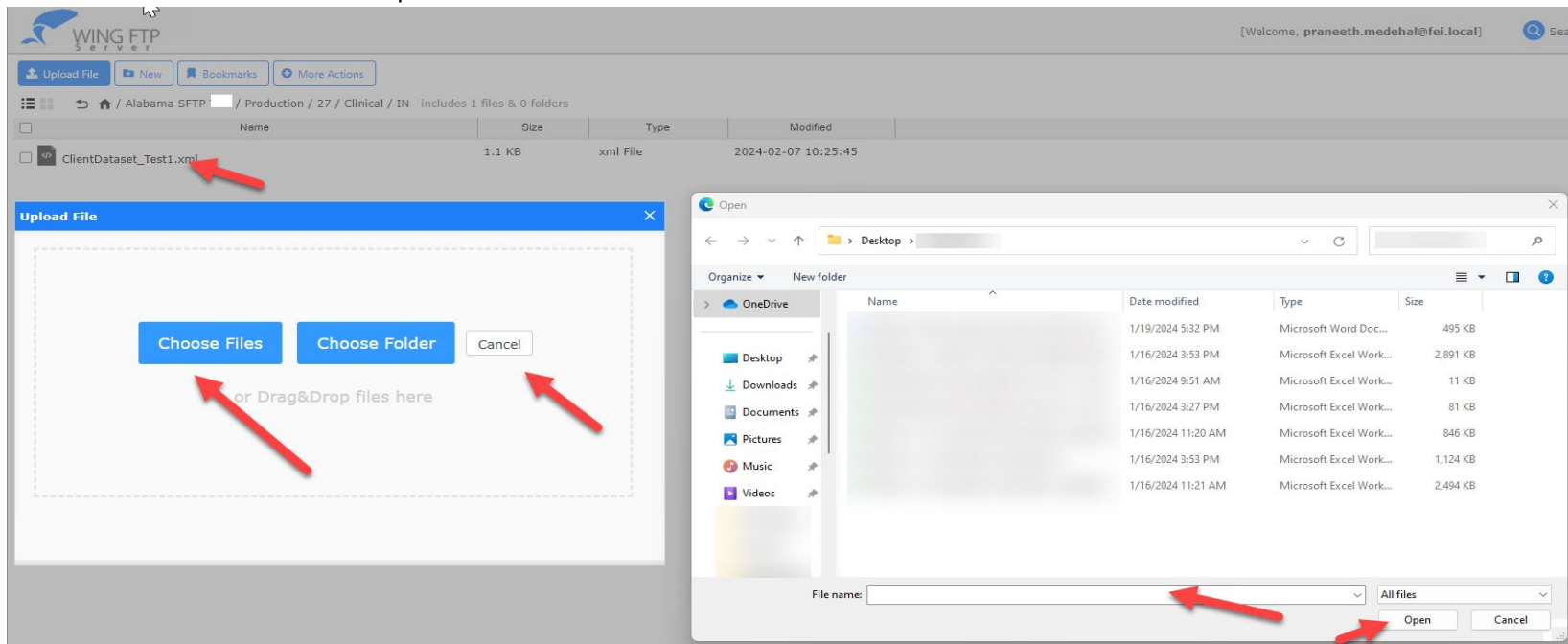
5. Providers should see 2 sub folders after clicking on “Clinical” folder, one “IN” folder and one “Archive” folder. Double click on “IN” folder. The files with correct “File Name and File Type” will be moved to “Archive ” folder once the data is sent to the WITS database table.



6. Click on “Upload File” to upload clinical files.



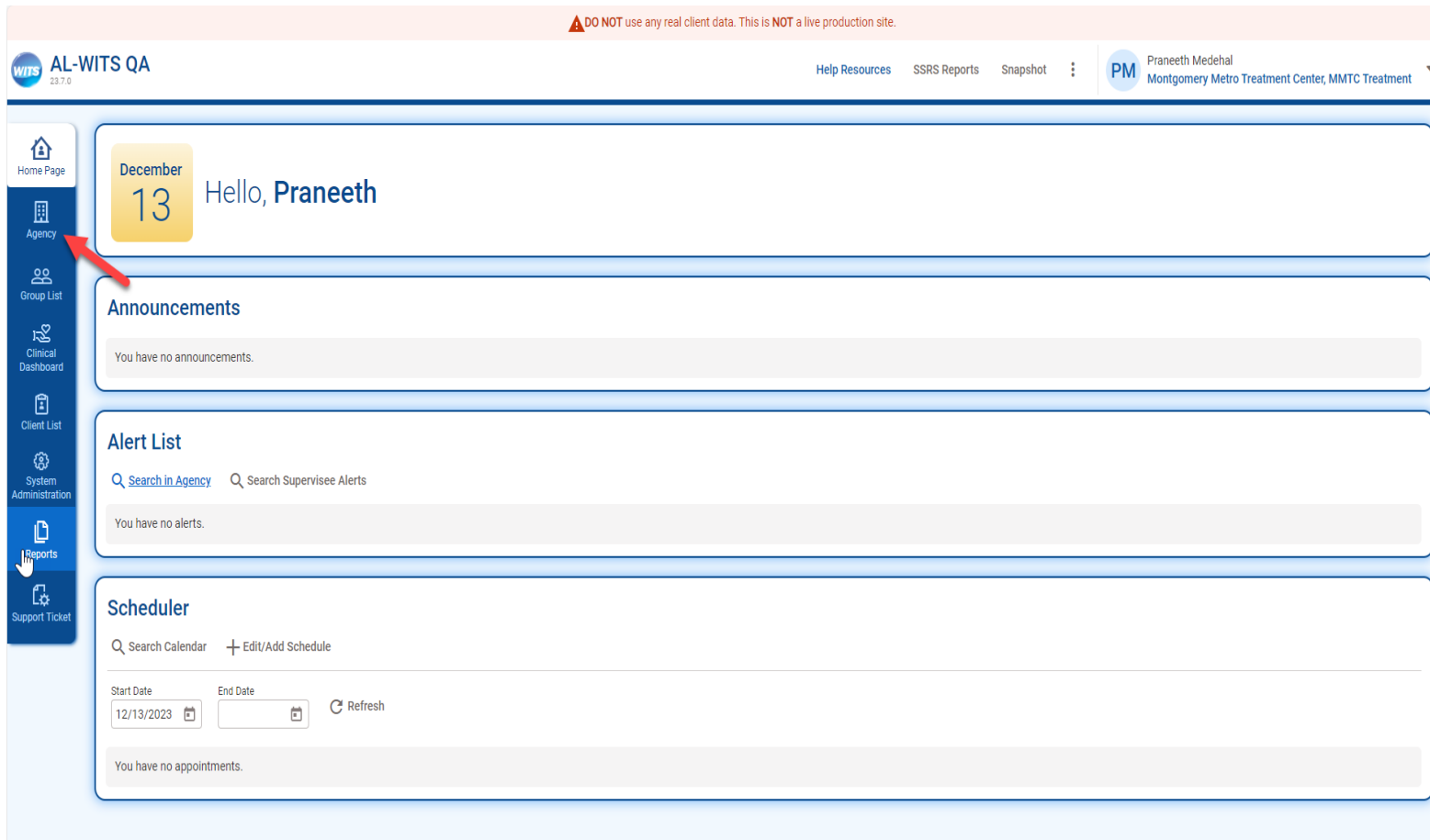
7. Click on “Choose Files” and select the clinical files from your local machine and click on open to upload the files. After the files are uploaded, click on cancel button to see the uploaded files.



4.2 XML File Submission through WITS Upload

ADMH will provide access to licensed providers to login into Alabama WITS and upload the XML files using the file upload option. The XML files must meet requirements for naming, size, and structure as described in section # 4.3.


1. Click on “Agency” menu item as shown below to view “Clinical File Management” option after login.



The screenshot displays the AL-WITS QA dashboard interface. At the top, a warning banner states: "DO NOT use any real client data. This is NOT a live production site." The header includes the "AL-WITS QA 23.7.0" logo, navigation links for "Help Resources", "SSRS Reports", and "Snapshot", and a user profile for "Praneeth Medehal" at the "Montgomery Metro Treatment Center, MMTC Treatment". The left sidebar contains a vertical menu with icons for "Home Page", "Agency", "Group List", "Clinical Dashboard", "Client List", "System Administration", "Reports", and "Support Ticket". A red arrow points to the "Agency" menu item. The main content area shows a greeting "Hello, Praneeth" with the date "December 13". Below this are three sections: "Announcements" (stating "You have no announcements."), "Alert List" (with search filters "Search in Agency" and "Search Supervisee Alerts", stating "You have no alerts."), and "Scheduler" (with search filters "Search Calendar" and "Edit/Add Schedule", date pickers for "Start Date" (12/13/2023) and "End Date", a "Refresh" button, and stating "You have no appointments.").

2. After clicking on “Agency”, user must click on “Clinical File Management” as shown below.

⚠ DO NOT use any real client data. This is NOT a live production site.



AL-WITS QA
23.7.0

SSRS Reports
Snapshot
⋮

PM

Praneeth Medehal
 Montgomery Metro Treatment Center, MMTTC Treatment

Home Page
Agency

Agency
Group List
Clinical Dashboard
Client List
System Administration
Reports
Support Ticket


Agency Search

Domain

Agency List


+ Add New Agency Record

Name	Display Name	Description	
Administrative Agency	Administrative		⋮
Agency for Substance Abuse Prevention	ASAP	1231231230	⋮
Alabama Department of Mental Health (Contractor)	ADMH		⋮
Anusha Test	Anusha Test		⋮
Anusha's Prevention	Prevention Agen		⋮
Birmingham Recovery Center	Birmingham RC		⋮
CGE Provider Agency	CGE Provider Ag		⋮
Contractor	Contractor		⋮
Example Provider Agency	Ex Provider		⋮




3. User should see the below screen when clicked on “Clinical File Management” where user must click on “+Add Clinical File” in “Clinical File List” section as shown below to manually upload the XML files.


⚠ DO NOT use any real client data. This is NOT a live production site.





AL-WITS QA
23.7.0


SSRS Reports Snapshot ⋮ PM Praneeth Medehal
 Montgomery Metro Treatment Center, MMTC Treatment


 Home Page


 Agency


 Group List

 Clinical Dashboard

 Client List

 System Administration

 Reports

 Support Ticket

Agency

- > Agency List
- Grant Manageme...
- GPRA Discharge ...
- GPRA Follow-up ...
- GPRA Follow-up ...
- Overdose Revers...
- > Facility List
- Staff Members
- > Billing
- > Contract Manage...
- Clinical File Man...
- Alerts Configurati...
- > Prevention

Clinical File Import

File Name

Upload Date

Status

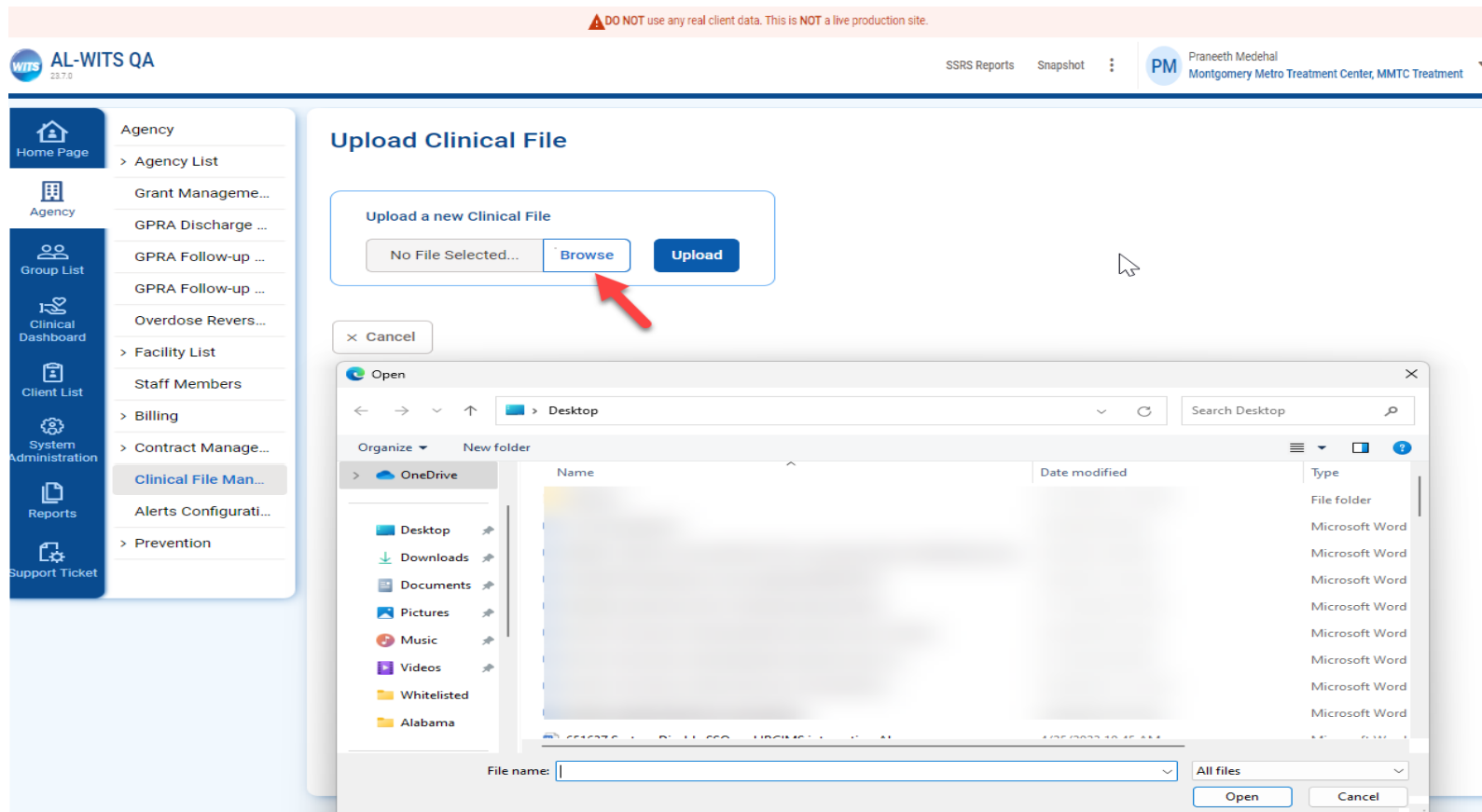
Search
x Clear

Clinical File List

+
Add Clinical File


Currently, there are no results to display for the Clinical File List.

4. Providers will see the below screen and Providers must click on “Browse” to find the file on their system and then click on “Upload” to upload the XML files.



5. Providers will see the below error messages on the screen if the file name is not in **ALClientDataSet_YYYYMMDDHHMMSS.XML** format and/or the file extension is not **.XML**. Providers must make appropriate corrections and reupload the file.

⚠ DO NOT use any real client data. This is NOT a live production site.



AL-WITS QA
23.7.0

SSRS Reports Snapshot : PM Praneeth Medehal
 Montgomery Metro Treatment Center, MMTC Treatment

Home Page

Agency

Agency

Group List

Clinical Dashboard

System Administration

Client List

Reports

Support Ticket

- Agency
- > Agency List
- Grant Manageme...
- GPRA Discharge ...
- GPRA Follow-up ...
- GPRA Follow-up ...
- Overdose Revers...
- > Facility List
- Staff Members
- > Billing
- > Contract Manage...
- Clinical File Man...
- Alerts Configurati...
- > Prevention

✖ That file name is invalid.
✖

✖ The file extension is invalid. The extension must be .xml
✖

Upload Clinical File

Upload a new Clinical File

No File Selected...


Browse

Upload


✖ Cancel


6. Providers when upload .XML files with correct file naming format, Providers will see a success message as shown below with the uploaded file along with Uploaded Date and the file status as “Queued” in the “Clinical File List” section.


⚠ DO NOT use any real client data. This is NOT a live production site.




SSRS Reports Snapshot ⋮


 Praneeth Medehal
 Montgomery Metro Treatment Center, MMTC Treatment

 Home Page

 Agency

 Clinical File Man...

1
was uploaded successfully.
✕

Clinical File Import

File Name

Upload Date

Status

Queued

Search

✕ Clear

Clinical File List

+ Add Clinical File


File Name	Uploaded Date	Status	
.xml	12/12/2023	Queued	⋮

7. After the files are uploaded and in “Queued” status, scheduled process will run that will perform data validation to check for the required information to create the records in WITS. Providers can see the status of the file after the process is complete. Below are the different statuses that Providers will see depending upon the file uploaded.

- 1.If Providers see “Queued” status for a file uploaded it basically means, the file has passed file extension type (.XML) and file name format (**ALClientDataSet_YYMMDDHHMMSS.XML**) validation and the file is ready to be processed when the scheduled process runs.

- 2.If Providers see “Processed” status for a file uploaded it basically means, no errors were found in any record submitted in that uploaded file and the records are created successfully.
 - 3.If Providers see “Processed with Errors” status for the file uploaded it basically means, one/many records in the file may have errors and some records are successfully created in WITS that had that had complete information to create a record.
 - 4.If Providers see “Failed” status for a file uploaded it basically means, no record was created and the complete file that was uploaded is failed.
8. Providers can click on the ellipses at the end and click on “Profile” to look at the profile information. Providers can also “Download” the file. Providers can only “Delete” the file when the status of the file is either “Queued” or “Failed”.

⚠ DO NOT use any real client data. This is NOT a live production site.



AL-WITS QA

SSRS Reports
Snapshot
⋮

PM

Praneeth Medehal
Montgomery Metro Treatment Center, MMTC Treatment

Home Page
Agency

> Agency List
Agency

Clinical File Man...

i was uploaded successfully.

Clinical File Import

File Name

Upload Date

Status

Search
x Clear

Clinical File List

+ Add Clinical File

File Name	Uploaded Date	Status	
...xml	12/12/2023	Queued	<div style="display: flex; flex-direction: column; align-items: center;"> ⋮ <div style="background-color: white; border: 1px solid #ccc; padding: 5px; margin-top: 5px; text-align: left;"> Delete Profile Download </div> </div>

Agency

Home Page

Agency

Clinical File Man...

Clinical File Profile

File Name

Uploaded By

Status

Upload Date

Provider Agency

Process Start Date

Process End Date

Finish

Administrative Actions

Download

Errors

Export

Currently, there are no results to display for Errors.

⚠ DO NOT use any real client data. This is **NOT** a live production site.

WITS AL-WITS QA
23.7.0

SSRS Reports Snapshot

PM Praneeth Medehal
Montgomery Metro Treatment Center, MMTC Treatment

Home Page

Agency

Clinical File Man...

Clinical File Profile

File Name	Uploaded By
Contractor Agency	Upload Date
Alabama Department of Mental Health (Contract	12/7/2023
Status	Process Start Date
Processed	12/7/2023
Provider Agency	Process End Date
Montgomery Metro Treatment Center	12/7/2023

Finish

Errors

Export

Currently, there are no results to display for Errors.

⚠ DO NOT use any real client data. This is NOT a live production site.

WITS AL-WITS QA
23.7.0

SSRS Reports

Snapshot

PM Praneeth Medehal
Montgomery Metro Treatment Center, MMTC Treatment

Home Page

Agency

Agency

Clinical File Man...

Clinical File Profile

File Name

Uploaded By

Contractor Agency

Upload Date

Alabama Department of Mental Health (Contractor)

12/7/2023

Status

Process Start Date

Processed with Errors

12/7/2023

Provider Agency

Process End Date

Montgomery Metro Treatment Center

12/7/2023

Finish

Errors

Export

Code

Message



Agency



Agency

Clinical File Man...

Clearing Hous...

Cost Center

Clinical File Profile

File Name

Contractor Agency

Alabama Department of Mental Health (Contract

Status

Failed

Provider Agency

Montgomery Metro Treatment Center

Uploaded By

E

Upload Date

12/6/2023

Project Start Date

12/6/2023

Process End Date

12/6/2023

Finish

Errors

Export


Code

Message

9. After the files are successfully processed and records without any errors are created, Providers can search for the created client record using “ExternalClientId” from the “Client Search” screen as shown below.

- Click on “Advanced Search” and select the “Number Type” as “External Record ID” and enter the client’s “External Client Record Id” in the “Other Number” field and hit search. User will be able to see the created client record.

⚠ DO NOT use any real client data. This is NOT a live production site.



AL-WITS QA
23.7.0

SSRS Reports
Snapshot
⋮

PM

Praneeth Medehal
 Montgomery Metro Treatment Center, MMTC Treatment

Client List

Home Page

Agency

Client List

Client Search

Number Type
Other Number

External Record Id

XXXXXX

Search

Advanced Search

x Clear

Client List

+ Add Client
↗ Export

Full Name
Unique Client #
SSN

			⋮
--	--	--	---

10. Providers can then click on the ellipses at the end and click on “Profile” that would open the record for the user.

⚠ DO NOT use any real client data. This is NOT a live production site.

WITS AL-WITS QA 23.7.0 SSRS Reports Snapshot PM Praneeth Medehal
Montgomery Metro Treatment Center, MMTC Treatment

Home Page
Agency
Client List

Client List
Client Profile
Linked Consents
Non-Episode Con...
Activity List
Episode List

Client Search

Number Type: External Record Id Other Number: XXXXXX

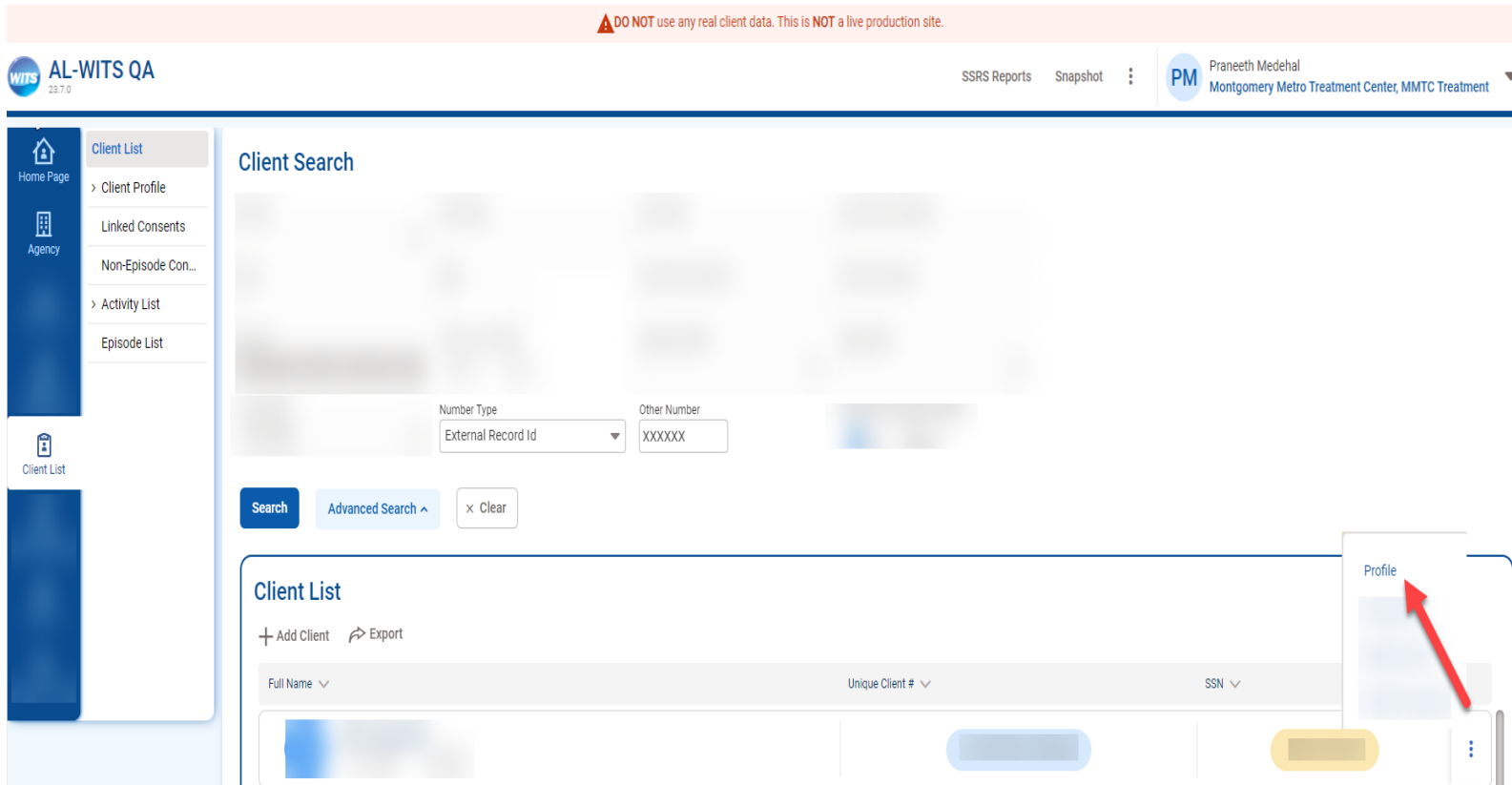
Search Advanced Search ^ x Clear

Client List

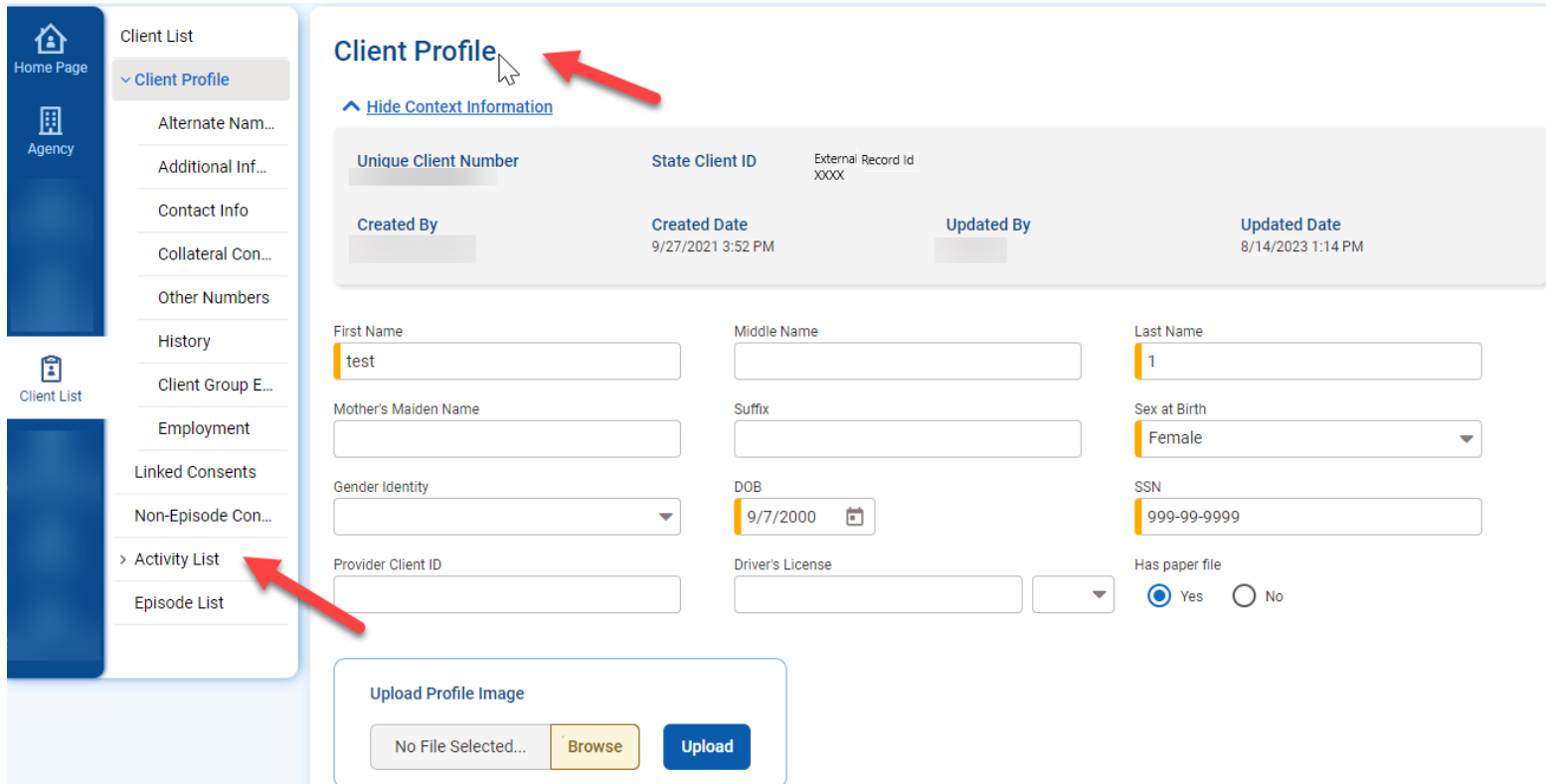
+ Add Client ↗ Export

Full Name v Unique Client # v SSN v

Profile



11. When clicked on “Profile” Providers will be able to see the client record. Providers can also see “Treatment Episode” records associated with that client by clicking on “Activity List” if they are uploaded along with the client record else, they can see them when they upload the records. Treatment Episode records cannot be created without a client Profile created first.



Client Profile

[Hide Context Information](#)

Unique Client Number	State Client ID	External Record Id
		XXXX

Created By	Created Date	Updated By	Updated Date
	9/27/2021 3:52 PM		8/14/2023 1:14 PM

First Name: test

Middle Name:

Last Name: 1

Mother's Maiden Name:

Suffix:

Sex at Birth: Female

Gender Identity:

DOB: 9/7/2000

SSN: 999-99-9999

Provider Client ID:

Driver's License:

Has paper file: ☒ Yes ☐ No

Upload Profile Image

No File Selected... [Browse](#) [Upload](#)

The XML files must meet requirements for naming, type, and structure as described below.

4.3 XML File Naming and File Type

All filenames submitted to Alabama WITS must adhere to these three requirements:

1. The name of the data set must be the first word in the file, followed by an underscore.
2. The filename must be unique in the submitters set of currently uploaded and unprocessed files. See examples below.
3. The file must end with “.XML”.

Any filename that does not meet these requirements will not be processed into Alabama WITS and an error will be logged into an error log and the errors will be sent by an email to the “Agency Contact Email Address” when uploads are done via SFTP folders. when uploads are done via ALABAMA WITS UI, an error message will be displayed on the screen. The Providers must make appropriate changes and reupload the XML files to process. The required data set name for each data set are listed below:

- ClientDataSet for “Client Profile”
- TreatmentEpisodeDataSet for “Treatment Episode”

Some examples of acceptable filenames are:

- ClientDataSet_abc123.XML
- TreatmentEpisodeDataSet_xyz456.XML

4.3.1 Additional Guidance

File name mismatch - Data Validation

If the file name starts with TreatmentEpisodeDataSet, which meets the Filing Naming convention, but has information that is supposed to be in ClientDataSet file, then the file will not be processed. Refer to Section 7 for error messages.

4.4 XML Schema Validation

When submitting files to Alabama WITS, submitters are encouraged to first validate their XML file(s) against the provided XML schema definition file (i.e., XSD) for each given data set. Submitting validated XML files will eliminate the chance of files being rejected when

processed by Alabama WITS.

Note that passing schema validation does not guarantee acceptance of each record into Alabama WITS; it only guarantees that the file will be processed, and each record evaluated individually. It relies on schema validation to enforce the general structure of a data set file, but most of the validation rules occur after schema validation as described below.

4.5 Validation Errors

After Providers upload XML files to Alabama WITS either through SFTP folder or File Upload functionality in Alabama WITS, they pass through several layers of validation.

- File schema/name/type validation errors will be emailed to “Agency Contact Email Address” if the upload is done through SFTP folders.
- For uploads through File Upload functionality in Alabama WITS, the file name/type validation errors will be displayed on the WITS screen.
- Data validation errors will be recorded and will be accessible on the “Clinical File Profiles” screen’s error section in Alabama WITS.

The validation steps and results are as follows:

1. **Schema Validation:** Confirms that the uploaded file is a valid XML file containing a structure that matches the expected structure defined in the XSD file.
 - a. No notification when it’s a success.
 - b. **Failure:** Error logged; processing impact depends on failure. If the file cannot be interpreted as an XML file (for example, a non-XML file is uploaded), processing will halt. Email will be sent to the “Agency Contact Email Address” for SFTP uploads and error will be displayed on the upload screen when uploads are done through Alabama WITS upload functionality. If the file is a valid XML file but the structure is incorrect for a record (for example, if a ExternalClient record contains <FristNaem>Susan</FristNaem>) then that record will fail but processing will continue to check for all errors in the record and continue with other records in the submitted file to process.
2. **File Name/Type Validation:** Confirms that the submitted file meets the file naming criteria specified in section # 4.3, "XML File

Naming and File Type".

a. Success: XXXX was uploaded successfully.

b. Failure: Error logged, and processing stops on the file. Email will be sent to the "Agency Contact Email Address" for SFTP uploads and error will be displayed on the upload screen when uploads are done through Alabama WITS upload functionality.

3. **Data Set Validation:** After the submitted file passes the above validation, the file will be in "Queued" status and can be seen in "Clinical File List" screen as shown in section# 4.2 and the files will go through data validation process. When a file upload is initiated with one or more client's information either through SFTP folders or File Upload functionality in Alabama WITS, the process would check for errors in submitted file and once the validation is complete and record creation is complete, the files will be in one of the below statuses.

a. Processed: No errors are found in the submitted file and one/all records in submitted files are created successfully.

b. Processed with Errors: One/More records with valid and complete data are created and one/more records with invalid and/or incomplete data are not created.

c. Failed: No records are created as the submitted file has invalid and/or incomplete data for all the records submitted in the file.

5. Tracking Changes & Submission Actions

5.1 Tracking Changes

Submitting Entities can track changes in their system and can submit changed records when data needs to be updated. Nevertheless, Alabama WITS polling process can automatically determine whether each portion of a data set needs to be added or updated. An entire record can be submitted and by using unique External Record Identifiers and key fields on the submitted record, the system will determine how to handle the record. If the External Record Identifiers in the submitted record are not found in WITS database, then a new record is created. If the External Record Identifiers in the submitted record are found in WITS database, then the newly submitted information will be used to update the existing records in WITS. Only the information that has changed will be updated.

In each data set entity section, you will find the key fields listed which determine uniqueness and are used to determine whether a record must be created or updated.

5.2 Deleting Data

Deleting data in Alabama WITS is optional and conditional. Client Record, Client Intake and Client Screener can be deleted only when the specified individual records do not have any other client activity associated with them.

Example 1: If Client record (Profile) needs to be deleted, there should be no further activity like (intake, screener.....etc.) associated with that client in WITS.

Example 2: If Client Intake record needs to be deleted, there should be no further activity like (screener, Assessments.....etc.) associated with that client in WITS.

Example 3: Client physical address can be deleted only if the client profile has at least one other address attached to the client profile record. Client physical address section cannot be NULL.

5.3 Submission Actions

In XSD, an action is specified by setting an attribute. The below mentioned attribute should be used for specific actions as explained below in sections # 5.4 and 5.5.

```
<xs:attribute name="action" type="xs:string"/>
```

5.4 Add/Update

`<xs:attribute name="action" type="xs:string"/>` is an optional attribute when a client record/sub record needs to be added or updated. The action should be empty if providers do not want to mention an action for Add/Update(Ex: `<PresentingProblemCategory action="">`). Every record and sub record will have a “External Record Id” associated with them. When an XML file is uploaded either through SFTP or through WITS upload and when the scheduled process runs, the process would search for that “External Record Id” associated with the submitted record/sub record in WITS database and will identify if it is a new record or an update to an existing record. If the “External Record Id” is found, the process will update with the new updates in the submitted record. If the “External Record ID” is not found, the process will create a new record. When Client profile records are submitted, the process will check for a potential duplicate record and if not found, a new record is created. Section # 5.6 will explain about duplicates. Add/Update can be submitted in 2 ways as shown in the below examples.

Example 1: If providers want to add new type of physical address to client record (original file only had billing address and this file has home address info), providers could send

```
<ClientDataSet>
<Client>
  <ExternalClientRecordId>ClientABC123</ExternalClientRecordId>
  <ClientPhysicalAddress>
    <ExternalClientAddressID>Address1234</ExternalClientAddressID>
    <TypeCode>8600.1</TypeCode>
    <FirstStreetAddress>abc st</FirstStreetAddress>
    <SecondStreetAddress>Apt 101</SecondStreetAddress>
    <CityName>City1</FirstStreetAddress>
    <StateCode>CA</StateCode>
    <ZipCode>95928</ZipCode>
    <CountyCode>countycode</CountyCode>
  </ClientPhysicalAddress>
</Client>
</ClientDataSet>
```

Note: Processor would check if ClientABC123 ExternalClientRecordId is existing or not. If match is found then system checks if address1234 ExternalClientAddressID is existing or not, if match is not found, then system creates a new address record for the client else, an error is produced. See section # 8 for errors.

Example 2: If clients last name needs to be updated, providers could send

```
<ClientDataSet>
<Client>
  <LastName>Test</LastName>
  <ExternalClientRecordId>ClientABC123</ExternalClientRecordId>
</Client>
</ClientDataSet>
```

Note: Processor would check if ClientABC123 ExternalClientRecordId is existing or not. If match is found, then the system will update the last name. If the system does not find an existing record, an error is produced. See section # 7 for errors.

Example 3: Providers can also send an update file with empty xml tags. The system would only update the fields that has data on the xml upload.

```
<ClientDataSet>
<Client>
```

```
<FirstName></FirstName>
<LastName>Test</LastName>
<ExternalClientRecordId>ClientABC123</ExternalClientRecordId>
</Client>
<ClientDataSet>
```

Note: Since there is no data in the First Name field in the submitted xml file, the system would ignore the First Name field and just update the Last Name field. And the update will only happen if the processor finds the ExternalClientRecordId in WITS database. If the system does not find an existing record, an error is produced. See section # 7 for errors.

Example 4: If clients first street address needs to be updated, providers could send

```
<ClientDataSet>
<Client>
  <ClientPhysicalAddress action="">
    <ExternalClientRecordId>ClientABC123</ExternalClientRecordId>
    <ClientPhysicalAddress>
      <ExternalClientAddressID>Address123</ExternalClientAddressID>
      <FirstStreetAddress>abc st</FirstStreetAddress>
    </ClientPhysicalAddress>
  </Client>
</ClientDataSet>
```

Note: Processor would check if ClientABC123 ExternalClientRecordId is existing or not. If match is found then system checks if address123 ExternalClientAddressID is existing or not, if match is found, then system updates the existing first street address. If the system does not find an existing record, an error is produced. See section # 7 for errors.

5.5 Delete

<xs:attribute name="action" type="xs:string"/> is a required attribute when a client record/sub record needs to be deleted. On the “XSD” we placed this attribute for specific records/sub records that can be deleted based on below conditions.

- Client “Profile” can be deleted, and the condition is that the profile has no further client activity associated with that Client in WITS.
- Client “Intake” can be deleted, and the condition is that the profile has no further client activity associated with that Client in WITS.

- Client “Uncope Screener or Crafft screener” can be deleted, and the condition is that the profile has no further client activity associated with that Client in WITS.
- Sub records like “Physical Address” in “Client Profile” can be deleted, and the condition is that a client profile’s physical address sub record should have at least 1 record attached to the Client Profile after the deletion occurs. No sub record can have a “Null” value after a delete request is submitted. The process will error out the record if the sub record has “Null” values. See section # 7 for errors.
- Providers can delete a selected option from a sub record, and the condition is that the sub record should have at least 1 value attached to the sub record after deletion occurs. **Example:** “Race” sub record in Client Intake can have one/more options selected when the initial “Intake” was created. User can now delete one/more options from “Race” sub record but, the condition is that “Race” sub record cannot be “Null or empty” with no value. The process would be errored out if the sub record has “Null” values. See section # 7 for errors.
- Files with delete request containing an external record ID that’s not in system, will not be processed. See section # 7 for errors
- Delete request can be submitted in 2 ways.
 1. Providers can just send the sub record information with key fields and request for delete and based on the condition that the sub record should not be NULL, the action would take place. If the condition is not met, the record will be errored out and the errors can be seen in “Clinical File Profile” “Error” section.
 2. Providers can send the delete requests for the sub record as part of a complete record submission and if the condition is not met, other sections in that record will be updated and the delete request will be flagged as an error and the errors can be seen in “Clinical File Profile” “Error” section.

Delete request can be submitted as shown in the below examples:

Example1: If Providers wanted to delete the Client record, Providers could send:

```
<ClientDataSet>
<Client>
<Client action=delete>
<ExternalClientRecordID>ClientAb123</ExternalClientRecordID>
<Client>
<ClientDataSet>
```

- Processor would perform validations needed to delete and then delete the client record. Deleting the client record would also delete the sub record (Physical Address) associated with it.
- Processor will produce an error if any other client activity is found other than just client profile.

Example 2: If Providers wanted to delete the Client Physical Address record, providers could send:

```
<ClientDataSet>
<Client>
<ExternalClientRecordID>ClientAb123</ExternalClientRecordID>
<ClientPhysicalAddress>
  <ClientPhysicalAddress action=delete>
    <ExternalClientPhysicalAddressRecordID>Address123</ExternalClientPhysicalAddressRecordID>
  </ClientPhysicalAddress>
</Client>
</ClientDataSet>
```

- Processor would perform validations needed to delete and then delete the client physical address. Deleting one client physical address would not delete any other Physical addresses associated with the client record.
- Processor will produce an error if only 1 address is found in the client record to delete. Client record should have at least 1 address attached to the client record.

Note: System would just delete address record with External Record Id “Address123”. Other address records will not be impacted (if billing address is requested for delete, then processor would only delete billing address, Home address wouldn’t be impacted).

5.6 Duplicates

This section provides information about the types of duplicate scenarios.

1. When a client SSN provided in the uploaded xml file matches with an existing client’s SSN in the Alabama WITS database, then, the record will be rejected (**Note:** This scenario is relevant when both the existing and submitted client are for same agency).
2. When 999-99-9999 is provided as client SSN in the uploaded xml file and the data provided for “First Name”, “Last Name”, “Gender”, “DOB” and “SSN” matches with an existing client’s values then, the record will be rejected. (**Note:** This scenario is relevant when both the existing and submitted client are for same agency).
3. When a client’s intake record is provided in the uploaded xml file and the system finds an existing intake record with a different “External Client Intake Record ID” for the same client then, the record will be rejected.

6. General Overview of the Alabama WITS Data Sets

This section provides information on the Requirements for each data set, including the outline of the sections of each data set. The data sets are defined in the subsequent sections of this document and are available through the links below:

[AL Client Profile Upload.xsd](#)

[AL Treatment Episode.xsd](#)

There is a hierarchy to the entities within each data set and that hierarchy is reflected in the menu structure of this document. Each data set contains the following sections, for each entity with the respective data set:

6.1 Description

Each data set entity is described in its own section including a summary of each entity including a description of what fields are designed to uniquely identify each instance.

6.2 Key Fields

Key fields represent the combination of fields within an entity that Alabama WITS uses to uniquely identify a record. See the “Tracking Changes” section for more information about how key fields are used to determine whether a record needs to be created, updated or deleted.

6.3 Additional Business Rules

Additional Business Rules are designed to require the submission of sub-entities. These rules also may have conditions. For example, there may be an additional business rule defined at the client entity level that requires that at least one physical address sub-entity be provided.

6.4 Additional Guidance (If Applicable)

Additional Guidance notes, when provided, clarify the intended usage of an entity or to provide examples, if necessary.

6.5 Fields

Each entity contains fields. Each field has a description and a series of validation rules that govern when a field may be required to be reported. These **Field Level Rules** may have a conditional aspect, meaning that a value entered for a field may then require one or more other fields to have a value reported.

7. Validation Errors, Warnings, and Guidance

This section provides an overview and guidance of the validation errors, warnings in place to ensure quality and integrity of data submitted

to Alabama WITS. Validation Rules and associated Errors, Warnings, and Guidance are listed at each entity level within the Data Set section. Error messages enable providers to cross-reference the message back to this submission guide. Providers are responsible for monitoring validation errors, correcting the data within the source system if necessary, and ensuring compliance with the requirements.

Linking Data between Data Sets

As a reminder, Alabama WITS is designed to capture data in separate data sets. As described in the [Data Set Dependencies](#) section, these data sets must be submitted with respect to each other, and there are fields that will link the reported data together across the data sets. For example, when submitting a treatment episode, there must be a valid reference to the respective client profile's key field(s).

7.1 Errors

Alabama WITS will not create/update a record that does not pass all validation checks. Examples of errors would be missing a required entity or field or providing an unsupported code value. As explained in the “Tracking Changes & Submission Actions” section, Alabama WITS relies on providers to uniquely identify each record with key fields. When errors are triggered, Alabama WITS keeps track of the key fields of the record(s) that produced the errors, including a summary of ‘Failed Records’. If a submitter corrects a mistake that had triggered an error and resubmits the data set via a new submission but including the same key fields for the same records, then Alabama WITS will automatically create/update records in WITS after data validation pass.

7.2 Error Types

Table 3: Error Types Table

Validation	Validation Sub Type	Example	Error Message
File	File format (Xml)	File received type is .pdf	[Upload file] submission failed because file type is invalid
	File Name (ClientDataSet_XXXXX... .xml)	File received has "@" in the name	[Upload file] submission failed because file name is invalid
	Missing Tags Validation	Element in xml file has a missing tag.	The file cannot be processed because end tags are missing.
Data	Invalid Data – data type	Element in xml file has incorrect data type. Eg: date is sent as integer	[failed record name] record from [Upload file] submission failed because [field1], [field2],... had an incorrect data type.
	Invalid Data Format	Element in xml file has incorrect data type. Eg: date is sent as "16th Nov, 2023"	[External Record ID] of the [failed record name] record from the [Upload file] submission failed because [field1], [field2],...had an incorrect data format.
	Invalid Data - Length	Element in xml file has more length than defined.	[External Record ID] of the [failed record name] record from the [Upload file] submission failed because [field] had an incorrect data format.
	Invalid Data - Special Characters (For SSN & Postal Code)	Element in xml file has value that's contains an unacceptable special character	[External Record ID] of the [failed record name] record from the [Upload file] submission failed because [field1], [field2],...had unacceptable special character in value
	Invalid Data – Accepted values	Element in xml file has value that's not an acceptable value. Eg: Ethnicity value is sent under gender element	[External Record ID] of the [failed record name] record from the [Upload file] submission failed because [field1], [field2],...had unacceptable values
	Missing Data validation	Element in xml file has value missing that's required or conditionally required. Eg: Client First Name is blank	[External Record ID] of the [failed record name] record from the [Upload file] submission failed because [field1], [field2],...are missing
	Delete Data Validation	Element in xml file has delete request for a record. Eg: Client Intake is requested for Delete that has a Screener dependency.	[External Record ID] of the [failed record name] record from the [Upload file] failed because [dependent record name] exists. [failed record name] cannot be deleted

Validation	Validation Sub Type	Example	Error Message
	Dependency Data Validation	Element in xml element has any dependency and the dependent record or xml element is missing. Eg: Intake record is sent before sending Client Profile.	[External Record ID] of the [failed record name] record failed because field [name of field] is required when [dependency field name] = [value of dependency field name]
	Conditional Data validation	Element in Xml is missing, and this element is required only if another element is sent. Eg: When contact reason is sent as other, other reason element is required. Also consent code is required when clients age is >17	[External Record ID] of the [failed record name] record was not created from [Upload file] submission. It depends on missing record [missing record name].
	Connected data validation	Element in xml element has a value that's only allowed when dependent xml element has a specific value. Eg: Due date only should be sent when pregnancy indicator is true	"[External Record ID] of the [failed record name] record failed because field [name of field] is not accepted when [dependency field name] = [value of dependency field name].
	Limited value validation	value sent in the xml element has more than the acceptable limit. This is only valid for elements that can be sent multiple times with multiple values. Eg: race code can only have max of 5 values under client race entity per client	[External Record ID] of the [failed record name] record failed because field [name of field] exceeded the maximum number of entries
	Duplicate value validation	the value sent in the xml element must be unique (same element and same value cannot be sent twice). E.g.: Client Phone Type code must be unique. Two Client Phone elements cannot have the same Type Code	[External Record ID] of the [failed record name] record failed because field [name of field] contained a Duplicate value violation.
	Date value dependance	eg. initial contact date field a cannot be in future.	[External Record ID] of the [failed record name] record failed because field [name of field] contained a date value violation

Validation	Validation Sub Type	Example	Error Message
	Exact Duplicate	Eg: client info from uploaded file already exists in the system	[External Record ID] of the [failed record name] record failed because client [Last Name, First Name] is considered an exact duplicate of client with UCNxxxxx. Dev Note: replace xxx with actual UCN number.
	Limited Record Validation	Eg: A client has an active Intake record and submits new intake with a different "External Intake Record ID".	"[External Record ID] of the [failed record name] record failed because an active record already exists
	Expired Code Validation	Eg: A client submitted an intake record with "Race" Code that is expired.	"[External Record ID] of the [failed record name] record failed because the submitted code has expired.
	Potential Duplicate	Eg: first name or last name of a client from uploaded file matches with first name or last name of a client that already exists in the system	[External Record ID] of the [failed record name] record failed because client [Last Name, First Name] is considered a potential duplicate. Please refer to the Potential duplicate screen for more info
	Program match validation	When the placed LOC received in the assessment file does not have a program match in the facility	"[External Record ID] of the [failed record name] record failed because field [name of field] did not find a program match "
	Multiple update assessments for same client	When a treatment episode file has more than one update assessment for same client	"[External Record ID] of the [failed record name] record failed because more than one update assessments were found per file for same client"
	File name mismatch	When file name says treatmentepisodedataset but it has clientdataset information	Upload file] submission failed because No <TreatmentEpisodeDataSet> information found in the file"
	Missing elements	The screener requires two sets of start and end tags: <CraftScreener> <CraftScreener action=""> And one of them is missing	[External Record ID] of the [failed record name] record from the [Upload file] submission failed because [failed record name] has missing elements.
Delete	Delete file with dependency	Eg: users request delete for client file that has contact associated with it	"[External Record ID] of the [failed record name] record failed because [dependent record name] exists. [failed record name] cannot be deleted.
	Delete	Eg: Users request delete for admission	"[External Record ID] of the [failed record name] record failed because [failed record name] cannot be deleted.

Validation	Validation Sub Type	Example	Error Message
	Missing record validation	Eg: Users send update/ delete requests with external record ID that's not in systems	"[External Record ID] of the [failed record name] record failed because [failed record name] does not exist.

7.3 Guidance

Guidance statements are provided to help clarify the intent and/or usage of a particular entity or field.

8. Client Data Set

This section provides an overview of the **Client Data Set** structure and requirements.

8.1 Submitting Client Data

A Client record (**ExternalClient**) is required for every client that's created in Alabama WITS or receives treatment services from the provider.

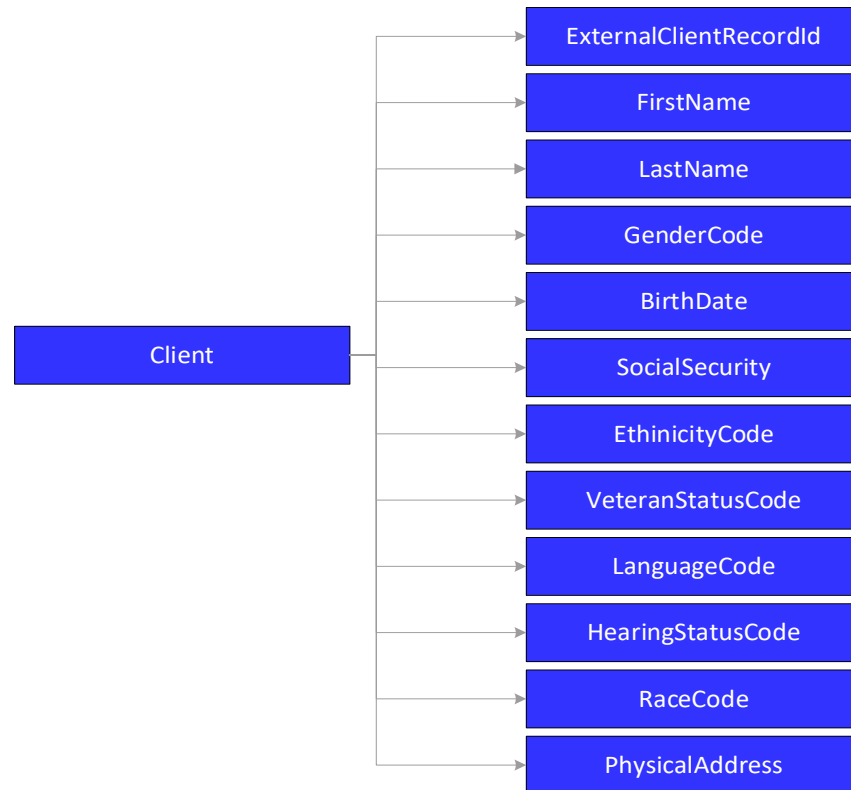
For a new client record creation in Alabama WITS, Providers must submit **Client Data Set** prior to Treatment Episode data set submissions or both data sets can be submitted at the same time in their respective XML files.

Providers should re-submit Client Data Set information when changes occur in the client data.

Providers can submit Delete request for Client Data Set only if the Client has no further client activity like (Intake, Screener,.. etc) associated in Alabama WITS.

8.2 Client Data Set Entities Diagram

The following diagram depicts the relationships between the entities in the Client Data Set. This data identifies a client who received treatment services.



8.3 Client Profile

8.3.1 Description

A **Client Profile** will be unique for every client. Each **External Client** record reported is uniquely identified in Alabama WITS. No two clients can have same client profile.

8.3.2 Key Fields

The fields in the Client Profile that will be used to uniquely identify a record and to determine whether to create a new record or update/delete an existing record is:

Field
External Client Record Id

Note: A **Client Record** can only be deleted if there are no further downstream records attached to the Client Profile (e.g., Intake, Client Screener, ADMH Assessment, etc.)

8.3.3 Additional Guidance

Note
Enter valid SSN, if client DOES NOT have SSN, then use 999-99-9999.
Note: Reason for client not having SSN must be communicated to ADMH prior to setup or claims may be denied.

8.3.4 Fields

Fields and associated validation rules with errors for the **Client Profile**. **Section # 7 describes all possible errors.**

Table 4: Client Profile Fields Table

Field	Description	Validation Rules
External Client Record Id	The provider's internal system identifier for the External Client record. [KEY FIELD]	Data Validation
		String Sub validation: Invalid Data – data type
		Length Validation
		50 Sub validation: Invalid Data –length.
		Required Rule Validation
		External Record Identifier Required Rule Sub validation: Missing Data validation

Field	Description	Validation Rules
		<div>Guidance</div> <div>The ExternalClientRecordIdentifier must be a unique identifier for this record in the source system. It must be a value that is unique and never changes. If the source system does not have a unique identifier, one can be constructed. A constructed RecordIdentifier might contain the values that make this record unique and never change.</div>
First Name	The first name portion of the client’s full legal name.	<div>Data Validation</div> <div><div>String</div><div>Sub validation: Invalid Data – data type.</div></div> <div>Length Validation</div> <div><div>64</div><div>Sub validation: Invalid Data –length</div></div> <div>Required Rule Validation</div> <div><div>First Name Required Rule</div><div>Sub validation: Missing Data validation.</div></div>
Last Name	The last name portion of the client’s full legal name	<div>Data Validation</div> <div><div>String</div><div>Sub validation: Invalid Data – data type.</div></div> <div>Length Validation</div> <div><div>64</div><div>Sub validation: Invalid Data –length</div></div> <div>Required Rule Validation</div> <div><div>Last Name Required Rule</div><div>Sub validation: Missing Data validation.</div></div>
Gender Code	The code indicating the sex(gender at birth) of the client.	<div>Data Validation</div> <div><div>String</div><div>Sub validation: Invalid Data – data type</div></div> <div>Vocabulary Validation</div>

Field	Description	Validation Rules
		Must be a valid vocabulary from the provided code values Sub validation: Invalid Data – Acceptable Values
		Required Rule Validation
		Gender Code Required Rule Sub validation: Missing Data validation
Birth Date	The birth date of the client.	Data Validation
		datetime Sub validation: Invalid data type
		Required Rule Validation
		Birth Date Required Rule Sub validation: Missing Data validation.
		Birth Date must be less than current date rule Sub validation: Date value dependance.
		Birth Date Format (YYYY-MM-DD) Rule Sub validation: Invalid data - Format.
Social Security	The Social Security Number of the client.	Data Validation
		String Sub validation: Invalid Data – data type.
		Length Validation
		24 Sub validation: Invalid Data –length
		Required Rule Validation
		Social Security Number Required Rule Sub validation: Missing Data validation.
Ethnicity Code	The code indicating the ethnicity (i.e, Hispanic or Latino origin) of the client.	Data Validation
		String Sub validation: Invalid Data – data type
		Vocabulary Validation

Field	Description	Validation Rules
		Must be a valid vocabulary from the provided code values Sub validation: Invalid Data – Acceptable Values
		Required Rule Validation
		Ethnicity Code Required Rule Sub validation: Missing Data validation
Veteran Status Code	The code indicating the veteran status of the client.	Data Validation
		String Sub validation: Invalid Data – data type
		Vocabulary Validation
		Must be a valid vocabulary from the provided code values Sub validation: Invalid Data – Acceptable Values
		Required Rule Validation
		Veteran Status Code Required Rule Sub validation: Missing Data validation
Language Code	The code indicating the preferred language of the client.	Data Validation
		String Sub validation: Invalid Data – data type
		Vocabulary Validation
		Must be a valid vocabulary from the provided code values Sub validation: Invalid Data – Acceptable Values
		Required Rule Validation
		Language Code Required Rule Sub validation: Missing Data validation

Field	Description	Validation Rules
Hearing Status Code	The code indicating the hearing status of the client.	Data Validation
		String Sub validation: Invalid Data – data type
		Vocabulary Validation
		Must be a valid vocabulary from the provided code values Sub validation: Invalid Data – Acceptable Values
		Required Rule Validation
		Hearing Status Code Required Rule Sub validation: Missing Data validation

8.3.5 Client Race

This is a Sub entity of Client Profile.

8.3.5.1 Description

A Client Race record represents a particular race for a client. A client can contain multiple race records. A **Race** will be uniquely identified in the Alabama WITS by the **External Client Race ID** and the **Race Code**. Therefore, no two **Race** records can be submitted with the same Race Code for the same Provider Client.

8.3.5.2 Key Fields

The fields in this entity that will be used to uniquely identify a record, to determine whether to create a new record or update/delete an existing record are:

Field
ExternalClientRaceId
RaceCode

Note: A **Client Race Record** can only be deleted if there are more than one race attached to the client profile record. Race cannot be NULL for a client record.

8.3.5.3 Fields

Fields and associated validation rules with errors for the **Client Race**. **Section # 7** describes all possible errors.

Table 5: Client Race Fields Table

Field	Description	Validation Rules
External Client Race Record ID	The Provider's internal system identifier for the Client Race Record [KEY FIELD]	Data Type Validation
		String Sub validation: Invalid Data – data type
		Length Validation
		50 Sub validation: Invalid data length
		Required Rule Validation
Race Code	The Code indicating the type of Race. [KEY FIELD]	External Client Race Record ID Required Rule Sub validation: Missing Data validation.
		Guidance
		The ExternalClientRaceIdentifier must be a unique identifier for this record in the source system. It must be a value that is unique and never changes. If the source system does not have a unique identifier, one can be constructed. A constructed RecordIdentifier might contain the values that make this record unique and never change.
		Data Validation
		String Sub validation: Invalid Data – data type
		Vocabulary Validation
		Must be a valid vocabulary from the provided code values Sub validation: Invalid Data – Acceptable Values
		Required Rule Validation

Field	Description	Validation Rules
	Race Code Required Rule	Sub validation: Missing Data validation

8.3.6 ExternalClientPhysicalAddress

This is a sub entity of Client Profile.

8.3.6.1 Description

A **Client Physical Address** represents a unique physical address for a client. A client can have multiple **Physical Address** records but only one address for each “Address Type”. A **Client Physical Address** will be uniquely identified in the Alabama WITS by the **External Client Address ID** and the **Address Type Code**. Therefore, no two Physical Address records can be submitted with the same Address Type Code for the same Client.

8.3.6.2 Key Fields

The fields in this entity that will be used to uniquely identify a record, to determine whether to create a new record or update/delete an existing record are:

Field
ExternalClientAddressRecordId
Address Type Code

Note: A **Client Physical Address Record** can only be deleted if there are more than one physical address attached to the client profile record. Physical Address cannot be NULL for a client record.

8.3.6.3 Fields

Fields and associated validation rules with errors for the **Client Race**. **Section # 7** describes all possible errors.

Table 6: External Client Address ID Fields Table

Field	Description	Validation Rules
ExternalClientAddressRecordID	The Provider's internal system identifier for the Client Address Record. [KEY FIELD]	Data Type Validation
		String Sub validation: Invalid Data – data type

Field	Description	Validation Rules
		Length Validation
		50 Sub validation: Invalid data length
		Required Rule Validation
		External Client Race Record ID Required Rule Sub validation: Missing Data validation.
		Guidance
		The ExternalClientAddressIdentifier must be a unique identifier for this record in the source system. It must be a value that is unique and never changes. If the source system does not have a unique identifier, one can be constructed. A constructed RecordIdentifier might contain the values that make this record unique and never change.
AddressTypeCode	The code indicating the type of physical address. [KEY FIELD]	Data Validation
		String Sub validation: Invalid data type.
		Vocabulary Validation
		Must be a valid vocabulary from the provided code values Sub validation: Invalid data – Acceptable values
		Required Rule Validation
		Address Type Code Required Rule Sub validation: Missing Data validation.
FirstStreetAddress	The first street address for this physical location.	Data Validation
		String Sub validation: Invalid data type.
		Length Validation
		256 Sub validation: Invalid data - Length.

Field	Description	Validation Rules
		Required Rule Validation
		First Street Address Required Rule Sub validation: Missing Data validation.
		Guidance
		Note
		This field is Not Required when the submitted client is “Homeless”.
SecondStreetAddress	The second street address for this physical location	Data Validation
		String Sub validation: Invalid data type.
		Length Validation
		256 Sub validation: Invalid data - Length.
		Guidance
		Note
		This is an optional field
CountyCode	The code indicating the county of this physical location.	Data Validation
		String Sub validation: Invalid data type.
		Vocabulary Validation
		Must be a valid vocabulary from the provided code values Sub validation: Invalid data – Acceptable values.
		Required Rule Validation
		County Code Required Rule Sub validation: Missing Data validation.

Field	Description	Validation Rules
CityName	The city name for this physical location.	Data Type Validation
		String Sub validation: Invalid data type.
		Length Validation
		40 Sub validation: Invalid data - Length.
		Required Rule Validation
		City Name Required Rule Sub validation: Missing Data validation.
StateCode	The code indicating the state for this physical location.	Data Validation
		String Sub validation: Invalid data type.
		Vocabulary Validation
		Must be a valid vocabulary from the provided code values Sub validation: Invalid data – Acceptable values.
		Required Rule Validation
		State Code Required Rule Sub validation: Missing Data validation.
PostalCode	The postal code for this physical location.	Data Validation
		String Sub validation: Invalid data type.
		Length Validation
		10 Sub validation: Invalid data - Length.
		Required Rule Validation
		Postal Code Required Rule Sub validation: Missing Data validation.

9. Treatment Episode Data Set

9.1 Submitting Treatment Episode Data

A Treatment Episode records the client's treatment activity in each program area at a particular provider from the time the client first contacts the provider through the client's discharge from services. A Treatment Episode will be uniquely identified in the Alabama WITS by the combination of the External Client ID, External Intake ID and the External record ID's for the records submitted (e.g., Client Intake, Screener, ADMH Placement Assessment, ADMH Update Assessment, Client Program Enrollment and Discharge). Providers are required to submit a unique Record Identifier for each Treatment Episode related Records. Therefore, no two Treatment Episode records can be submitted with the same External Record ID.

Treatment Episode data must be submitted for all individuals who has an Intake record or who received treatment services from a provider.

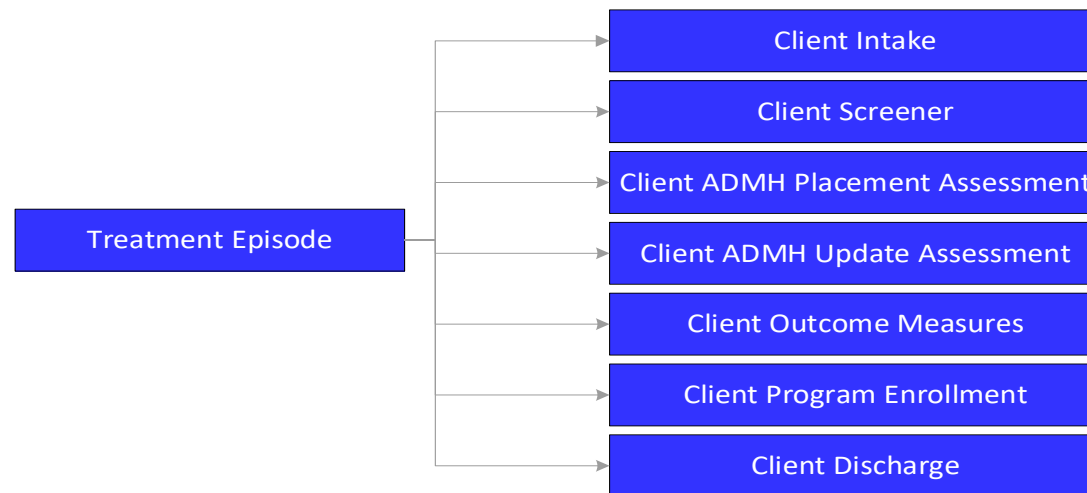
For a new client record creation in Alabama WITS, Providers must submit Client Data Set prior to Treatment Episode data set submissions or both data sets can be submitted at the same time in their respective XML files.

Providers can only send updates through "File Upload" process to the following records in a Treatment Episode:

1. Client Intake
2. Client Screener

Note: Providers must contact WITS support team for updates to any other record in Treatment Episode apart from the above-mentioned records.

9.2 Treatment Episode Entities Diagram



9.3 Client Intake

9.3.1 Description

The Client Intake is the beginning of a Treatment Episode, and it defines client activity. The client's intake is unique for an episode. Each **External Client intake** record submitted is uniquely identified in WITS. No two clients can have same intake record and one client cannot have 2 active intake records for a Treatment Episode. If a client has an active intake record in Alabama WITS and if a second intake is uploaded for the same client with a different "External Client Intake Id", the record would be rejected. See **section # 7** for "Limited Record Validation" error.

9.3.2 Key Fields

The fields in the Client Intake that will be used to uniquely identify a record, to determine whether to create a new record or update/delete an existing record are:

Field
External Client Record ID
External Client Intake Record ID

Note: A **Client Intake Record** can only be deleted if there are no other further downstream records attached to the client(e.g., Client Screener, ADMH Assessment,... etc.)

9.3.3 Fields

Fields and associated validation rules with errors for the **External Client Intake Record** creation. **Section # 7 describes all possible errors.**

Table 7: External Client Record ID Fields Table

Field	Description	Validation Rules
External Client Record Id	The provider's internal system identifier for the External Client record. [KEY FIELD]	Data Validation
		String Sub validation: Invalid Data – data type
		Length Validation
		50 Sub validation: Invalid Data –length.
		Required Rule Validation
		External Record Identifier Required Rule Sub validation: Missing Data validation
		Guidance

Field	Description	Validation Rules
		<p>The ExternalClientRecordIdentifier must be a unique identifier for this record in the source system. It must be a value that is unique and never changes. If the source system does not have a unique identifier, one can be constructed. A constructed RecordIdentifier might contain the values that make this record unique and never change.</p>
External Client Intake Record Id	The provider's internal system identifier for the External Client Intake record. [KEY FIELD]	Data Validation
		String Sub validation: Invalid Data – data type
		Length Validation
		50 Sub validation: Invalid Data –length.
		Required Rule Validation
		External Record Identifier Required Rule Sub validation: Missing Data validation
		Guidance
		<p>The ExternalClientIntakeRecordIdentifier must be a unique identifier for this record in the source system. It must be a value that is unique and never changes. If the source system does not have a unique identifier, one can be constructed. A constructed RecordIdentifier might contain the values that make this record unique and never change.</p>
Intake Facility ID	The id designated to the facility where this client intake was created.	Data Validation
		String Sub validation: Invalid Data – data type
		Required Rule Validation
		Intake Facility ID required rule Sub validation: Missing Data validation

Field	Description	Validation Rules
Case Status Code	The Client intake Case Status	Data Type Validation
		String Sub validation: Invalid Data – data type
		Length Validation
		10 Sub validation: Invalid Data –length.
		Required Rule Validation
		Case Status Code Required Rule Sub validation: Missing Data validation
Is Client Pregnant	Indicates whether the client was pregnant when this intake was created.	Data Type Validation
		String Sub validation: Invalid data type.
		Vocabulary Validation
		Must be a valid vocabulary from the provided code values Sub validation: Invalid data – Acceptable values.
		Required Rule Validation
		Is client pregnant Code Required Rule Sub validation: Missing Data validation.
		Guidance
Wits Intake Date	WITS intake date is the date when the client either contacted the facility or	Note
		This is Optional field and only Required when the submitted client is a “Female”.
		Data Type Validation
		datetime Sub validation: Invalid data type
		Required Rule Validation

Field	Description	Validation Rules
	when the client was contacted.	<div> <div></div> <div> Wits Intake Date Required Rule Sub validation: Missing Data validation </div> </div> <div> <div></div> <div> Wits Intake Date must be less than or equal to current date rule Sub validation: Date value dependance. </div> </div> <div> <div></div> <div> Wits Intake Date Format (YYYY-MM-DD) Rule Sub validation: Invalid data - Format. </div> </div>
Pregnancy Due Date	Pregnancy Due Date is the date when the client's pregnancy delivery date is due.	<div> Data Type Validation <div> <div></div> <div> datetime Sub validation: Invalid data type </div> </div> </div> <div> Required Rule Validation <div> <div></div> <div> Pregnancy Due Date Required Rule Sub validation: Missing Data validation </div> </div> <div> <div></div> <div> Pregnancy Due Date must be less than or equal to current date rule Sub validation: Date value dependance. </div> </div> <div> <div></div> <div> Pregnancy Due Date Format (YYYY-MM-DD) Rule Sub validation: Invalid data - Format. </div> </div> </div> <div> Guidance <div> Note <p>This is Optional field and only Required when the submitted client is a "Female" and "Is Client Pregnant" is "Yes".</p> </div> </div>
Intake County Code	Intake County Code indicate the code of the county where the client intake happened.	<div> Data Type Validation <div> <div></div> <div> String Sub validation: Invalid data type. </div> </div> </div> <div> Vocabulary Validation <div> <div></div> </div> </div>

Field	Description	Validation Rules
		<div> Must be a valid vocabulary from the provided code values Sub validation: Invalid data – Acceptable values. </div> <div> Required Rule Validation </div> <div> Intake County Code Required Rule Sub validation: Missing Data validation. </div>
Primary Referral Source Type Code	Primary Referral Source Type Code indicates the individual/organization that referred the client for intake.	<div> Data Type Validation </div> <div> String Sub validation: Invalid data type. </div> <div> Vocabulary Validation </div> <div> Must be a valid vocabulary from the provided code values Sub validation: Invalid data – Acceptable values. </div> <div> Required Rule Validation </div> <div> Primary Referral Source Type Code Required Rule Sub validation: Missing Data validation. </div>
Injection Drug User	Injection Drug User indicates if the client is Injection Drug User.	<div> Data Type Validation </div> <div> String Sub validation: Invalid data type. </div> <div> Vocabulary Validation </div> <div> Must be a valid vocabulary from the provided code values Sub validation: Invalid data – Acceptable values. </div> <div> Required Rule Validation </div> <div> Injection Drug User Code Required Rule Sub validation: Missing Data validation. </div>

Field	Description	Validation Rules
Presenting Problem Description	Presenting Problem Description indicates client's problem in plain text.	Data Type Validation
		String Sub validation: Invalid data type.
		Required Rule Validation
		Presenting Problem Description Required Rule Sub validation: Missing Data validation.
Initial Contact Type Code	This code indicates the type of contact that occurred initially during the intake.	Data Type Validation
		String Sub validation: Invalid data type.
		Vocabulary Validation
		Must be a valid vocabulary from the provided code values Sub validation: Invalid data – Acceptable values.
Is HIV Positive	Is HIV Positive indicates if the client is HIV positive when the intake was done.	Required Rule Validation
		Initial Contact Type Code Required Rule Sub validation: Missing Data validation.
		Data Type Validation
		String Sub validation: Invalid data type.
Is HIV Positive	Is HIV Positive indicates if the client is HIV positive when the intake was done.	Vocabulary Validation
		Must be a valid vocabulary from the provided code values Sub validation: Invalid data – Acceptable values.
		Required Rule Validation
		Is HIV Positive Code Required Rule Sub validation: Missing Data validation.

9.3.4 Presenting Problem Category Code

9.3.4.1 Description

Presenting Problem Category record represents the category under which the presenting problem falls in. A client can contain multiple presenting problem Category records. A **Presenting Problem Category** will be uniquely identified in the Alabama WITS by the Client record, and the **Client Presenting Problem Category** Code. Therefore, no two **Client Presenting Problem Category** records can be submitted with the same Code for the same Provider Client.

9.3.4.2 Key Fields

The fields in this entity that will be used to uniquely identify a record, to determine whether to create a new record or update/delete an existing record are:

Field
External Client Presenting Problem Category Record Id

Note: A **Client Presenting Problem Category** can only be deleted if there are more than one presenting problem attached to the client record. Presenting Problem Category cannot be NULL for a client intake record.

9.3.4.3 Fields

Fields and associated validation rules with errors for the **External Presenting Problem Category Record** creation. **Section # 7 describes all possible errors.**

Table 8: External Client Presenting Problem Fields Table

Field	Description	Validation Rules
External Presenting Problem Category Record Id	The Provider's internal system identifier for the Client Presenting Problem Category Record.	Data Type Validation
		String Sub validation: Invalid data type.
		Length Validation

Field	Description	Validation Rules
		50 Sub validation: Invalid Data - Length.
		Required Rule Validation
		External Presenting Problem Category Record Id Required Rule Sub validation: Missing Data validation.
External Presenting Problem Category Code	This code indicates the category of the presenting problem.	Data Type Validation
		String Sub validation: Invalid data type.
		Vocabulary Validation
		Must be a valid vocabulary from the provided code values Sub validation: Invalid data – Acceptable values.
Other Presenting Problem Description	Indicates any other presenting problem that's not in the provided code list.	Required Rule Validation
		External Presenting Problem Category Code Required Rule Sub validation: Missing Data validation.
		Data Type Validation
		String Sub validation: Invalid data type.
		Length Validation
		50 Sub validation: Invalid Data - Length.
		Required Rule Validation
		Other Presenting Problem Required Rule Sub validation: Missing Data validation.

9.4 Client Screener

9.4.1 Description

This section includes a client's responses to a 6 Screening Questions. A Screener record will be uniquely identified in the Alabama WITS.

9.4.2 Key Fields

The fields in this entity that will be used to uniquely identify a record, to determine whether to create new record or update/delete an existing record are:

Field
ExternalUncopeRecordId or ExternalCraftRecordId

Note: A **Client Screener Record** cannot be deleted. It can only be updated or replaced by a new Screener.

9.4.3 Uncope Screener

9.4.3.1 Description

Field
ExternalUncopeRecordId

Uncope Screener is only "Required" when the client's age is 18 or above. Every Uncope Screener will be uniquely identified in the Alabama WITS.

9.4.3.2 Key Fields

9.4.3.3 Fields

Fields and associated validation rules with errors for the **External Uncope Record** creation. **Section # 7 describes all possible errors.**

Table 9: External Uncope Record Fields Table

Field	Description	Validation Rules
External Uncope Record Id	The Provider's internal system identifier for the Client Uncope Screener Record.	Data Validation
		String Sub validation: Invalid Data – data type
		Length Validation
		50 Sub validation: Invalid Data –length.
		Required Rule Validation
Uncope Screener Date	This Date indicates the day when this the client answered screener questions.	External Record Identifier Required Rule Sub validation: Missing Data validation
		Guidance
		The ExternalUncopeRecordIdentifier must be a unique identifier for this record in the source system. It must be a value that is unique and never changes. If the source system does not have a unique identifier, one can be constructed. A constructed RecordIdentifier might contain the values that make this record unique and never change.
		Data Type Validation
		datetime Sub validation: Invalid data type.
		Required Rule Validation
		Uncope Screener Date Required Rule Sub validation: Missing Data validation.
		Uncope Screener Date must be greater than or equal to Client Intake date rule Sub validation: Date value dependance.

Field	Description	Validation Rules
		Uncope Screener Date Format (YYYY-MM-DD) Rule Sub validation: Invalid data - Format.
Uncope Question 1	Indicates 1st question on the screener(Have you spent more time drinking or using than you intended to?)	Data Type Validation
		String Sub validation: Invalid data type.
		Vocabulary Validation
		Must be a valid vocabulary from the provided code values Sub validation: Invalid data – Acceptable values.
		Required Rule Validation
		Uncope Question 1 Required Rule Sub validation: Missing Data validation.
		Guidance Note This is Optional field and only Required when the client screener is Uncope
Uncope Question 2	Indicates 2nd question on the screener(Have you ever neglected some of your usual responsibilities because of alcohol or drugs?)	Data Type Validation
		String Sub validation: Invalid data type.
		Vocabulary Validation
		Must be a valid vocabulary from the provided code values Sub validation: Invalid data – Acceptable values.
		Required Rule Validation
		Uncope Question 2 Required Rule Sub validation: Missing Data validation.

Field	Description	Validation Rules
		Guidance Note This is Optional field and only Required when the client screener is Uncope
Uncope Question 3	Indicates 3rd question on the screener (Have you felt you wanted or needed to cut down on your drinking or drug use in the last year?)	Data Type Validation String Sub validation: Invalid data type.
		Vocabulary Validation Must be a valid vocabulary from the provided code values Sub validation: Invalid data – Acceptable values.
		Required Rule Validation Uncope Question 3 Required Rule Sub validation: Missing Data validation.
		Guidance Note This is Optional field and only Required when the client screener is Uncope
Uncope Question 4	Indicates 4th question on the screener (Has anyone objected to your drinking or drug use? Or has your family, friend, or anyone else ever told you they objected to alcohol or drug use?)	Data Type Validation String Sub validation: Invalid data type.
		Vocabulary Validation Must be a valid vocabulary from the provided code values Sub validation: Invalid data – Acceptable values.
		Required Rule Validation

Field	Description	Validation Rules
		<div> <div></div> <div> Uncope Question 4 Required Rule </div> <div>Sub validation: Missing Data validation.</div> </div> <div> Guidance </div> <div> <div>Note</div> <div>This is Optional field and only Required when the client screener is Uncope</div> </div>
Uncope Question 5	Indicates 5th question on the screener (Have you ever found yourself preoccupied with wanting to use alcohol or drugs?)	<div> Data Type Validation </div> <div> <div></div> <div> String </div> <div>Sub validation: Invalid data type.</div> </div> <div> Vocabulary Validation </div> <div> <div></div> <div> Must be a valid vocabulary from the provided code values </div> <div>Sub validation: Invalid data – Acceptable values.</div> </div> <div> Required Rule Validation </div> <div> <div></div> <div> Uncope Question 5 Required Rule </div> <div>Sub validation: Missing Data validation.</div> </div> <div> Guidance </div> <div> <div>Note</div> <div>This is Optional field and only Required when the client screener is Uncope</div> </div>
Uncope Question 6	Indicates 6th question on the screener (Have you ever used alcohol or drugs to relieve emotional discomfort, such as sadness, anger or boredom?)	<div> Data Type Validation </div> <div> <div></div> <div> String </div> <div>Sub validation: Invalid data type.</div> </div> <div> Vocabulary Validation </div> <div> <div></div> </div>

Field	Description	Validation Rules
		Must be a valid vocabulary from the provided code values Sub validation: Invalid data – Acceptable values.
		Required Rule Validation
		Uncope Question 6 Required Rule Sub validation: Missing Data validation.
		Guidance
		Note This is Optional field and only Required when the client screener is Uncope

9.4.4 Crafft Screener

9.4.4.1 Description

Crafft Screener is only “Required” when the client’s age is less than 18. Every Crafft Screener will be uniquely identified in the Alabama WITS.

9.4.4.2 Key Fields

Field
ExternalCrafftRecordId

9.4.4.3 Fields

Fields and associated validation rules with errors for the **External Uncope Record creation. Section # 7 describes all possible errors.**

Table 10: External Crafft Record Fields Table

Field	Description	Validation Rules
External Crafft Record Id	The Provider's internal system identifier for the Client Uncope Screener Record.	Data Validation
		String Sub validation: Invalid Data – data type

Field	Description	Validation Rules
		Length Validation
		50 Sub validation: Invalid Data –length.
		Required Rule Validation
		External Record Identifier Required Rule Sub validation: Missing Data validation
		Guidance
		The ExternalCraftRecordIdentifier must be a unique identifier for this record in the source system. It must be a value that is unique and never changes. If the source system does not have a unique identifier, one can be constructed. A constructed RecordIdentifier might contain the values that make this record unique and never change.
Crafft Screener Date	This Date indicates the day when this the client answered screener questions.	Data Type Validation
		datetime Sub validation: Invalid data type.
		Required Rule Validation
		Crafft Screener Date Required Rule Sub validation: Missing Data validation.
		Crafft Screener Date must be greater than or equal to Client Intake date rule Sub validation: Date value dependance.
		Crafft Screener Date Format (YYYY-MM-DD) Rule Sub validation: Invalid data - Format.
Crafft Question 1	Indicates 1st question on the screener (Have you ever ridden in a car driven by someone (including yourself) who was high or had	Data Type Validation
		String Sub validation: Invalid data type.
		Vocabulary Validation

Field	Description	Validation Rules
	been using alcohol or drugs?)	<div> Must be a valid vocabulary from the provided code values Sub validation: Invalid data – Acceptable values. </div> <div> Required Rule Validation </div> <div> Crafft Question 1 Required Rule Sub validation: Missing Data validation. </div> <div> Guidance </div> <div> Note </div> <div> This is Optional field and only Required when the client screener is Crafft </div>
Crafft Question 2	Indicates 2nd question on the screener (Do you ever use alcohol or drugs to relax, feel better about yourself or fit in?)	<div> Data Type Validation </div> <div> String Sub validation: Invalid data type. </div> <div> Vocabulary Validation </div> <div> Must be a valid vocabulary from the provided code values Sub validation: Invalid data – Acceptable values. </div> <div> Required Rule Validation </div> <div> Crafft Question 2 Required Rule Sub validation: Missing Data validation. </div> <div> Guidance </div> <div> Note </div> <div> This is Optional field and only Required when the client screener is Crafft </div>
Crafft Question 3	Indicates 3rd question on the screener (Do you ever use alcohol or	<div> Data Type Validation </div> <div> String Sub validation: Invalid data type. </div>

Field	Description	Validation Rules
	drugs while you are by yourself or alone?)	Vocabulary Validation <div> Must be a valid vocabulary from the provided code values Sub validation: Invalid data – Acceptable values. </div> Required Rule Validation <div> Crafft Question 3 Required Rule Sub validation: Missing Data validation. </div> Guidance <div> Note This is Optional field and only Required when the client screener is Crafft </div>
Crafft Question 4	Indicates 4th question on the screener (Do you ever forget things you did while using alcohol or drugs?)	Data Type Validation <div> String Sub validation: Invalid data type. </div> Vocabulary Validation <div> Must be a valid vocabulary from the provided code values Sub validation: Invalid data – Acceptable values. </div> Required Rule Validation <div> Crafft Question 4 Required Rule Sub validation: Missing Data validation. </div> Guidance <div> Note This is Optional field and only Required when the client screener is Crafft </div>
Crafft Question 5	Indicates 5th question on the	Data Type Validation

Field	Description	Validation Rules
	screener (Do your family or friends ever tell you that you should cut down on your drinking or drug use?)	
		String Sub validation: Invalid data type.
		Vocabulary Validation
		Must be a valid vocabulary from the provided code values Sub validation: Invalid data – Acceptable values.
		Required Rule Validation
		Crafft Question 5 Required Rule Sub validation: Missing Data validation.
		Guidance
		Note
		This is Optional field and only Required when the client screener is Crafft
Crafft Question 6	Indicates 6th question on the screener (Have you ever gotten into trouble while you were using alcohol or drugs?)	Data Type Validation
		String Sub validation: Invalid data type.
		Vocabulary Validation
		Must be a valid vocabulary from the provided code values Sub validation: Invalid data – Acceptable values.
		Required Rule Validation
		Crafft Question 6 Required Rule Sub validation: Missing Data validation.
		Guidance
		Note

Field	Description	Validation Rules
		This is Optional field and only Required when the client screener is Crafft

9.5 ADMH Placement Assessment

9.5.1 Description

This section displays the required fields for an ADMH Placement Assessment record creation in Alabama WITS. ADMH Placement Assessment is the initial assessment to which, a client provides answers in detail to the assessment questions. ADMH Placement Assessment record will be uniquely identified in the Alabama WITS.

9.5.2 Key Fields

The fields in the ADMH Placement Assessment that will be used to uniquely identify a record.

Field
ExternalADMHPlacementAssessmentRecordId

Note: An ADMH Placement Assessment Record once created cannot be deleted. After the initial Assessment record is created in Alabama WITS, Providers must contact WITS support team for any addition, updates to an ADMH Placement Assessment Record and addition, updates and deletion of sub records in the sub section of an Assessment, Providers must contact WITS support team.

Guidance

Only one ADMH placement assessment is allowed per client	Sub validation: Duplicate Rule Validation
--	---

9.5.3 Profile, OM (Outcome Measures) and CPE (Client Program Enrollment) Fields

Fields and validation rules with errors associated with Profile section for ADMH Placement Assessment record creation, Outcome Measures record creation and Client Program Enrollment record creation. **Section # 7 describes all possible errors.**

Table 11: External ADMH Placement Assessment Fields Table

Field	Description	Validation Rules
External ADMH Placement Assessment Record Id	The Provider's internal system identifier for the Client ADMH Placement Assessment Record.	Data Validation
		String Sub validation: Invalid Data – data type
		Length Validation
		50 Sub validation: Invalid Data –length.
		Required Rule Validation
		External Record Identifier Required Rule Sub validation: Missing Data validation
		Duplicate Rule Validation
		Only one ADMH placement assessment is allowed per client Sub validation: Duplicate Rule Validation
		Guidance
		The ExternalADMHPlacementAssessmntRecordIdentifier must be a unique identifier for this record in the source system. It must be a value that is unique and never changes. If the source system does not have a unique identifier, one can be constructed. A constructed RecordIdentifier might contain the values that make this record unique and never change.
Assessment Type Code	This Code indicates if the client is an Adult or an Adolescent.	Data Type Validation
		String Sub validation: Invalid data type.
		Vocabulary Validation

Field	Description	Validation Rules
		Must be a valid vocabulary from the provided code values Sub validation: Invalid data – Acceptable values.
		Required Rule Validation
		Assessment Type Code Required Rule This is an optional field
Assessment Date	Indicates the day when this Placement assessment was created.	Data Type Validation
		datetime Sub validation: Invalid data type.
		Required Rule Validation
		Assessment Date Required Rule Sub validation: Missing Data validation.
		Assessment Date must be greater than or equal to Client Intake date rule Sub validation: Date value dependance.
		Assessment Date Format (YYYY-MM-DD) Rule Sub validation: Invalid data - Format.
Co Dependent Collateral Treatment	Indicates the question (IsClientSeekingTreatmentDueToCoDependentCollateral)	Data Type Validation
		String Sub validation: Invalid data type.
		Vocabulary Validation
		Must be a valid vocabulary from the provided code values Sub validation: Invalid data – Acceptable values.
		Required Rule Validation
		Co Dependent Collateral Treatment Required Rule Sub validation: Missing Data validation.

Field	Description	Validation Rules
Reason For Co Dependent Collateral Treatment	Indicates the explanation from client for codependent collateral treatment.	Data Type Validation
		String Sub validation: Invalid data type.
		Length Validation
		250 Sub validation: Invalid Data –length.
		Required Rule Validation
		Reason For Co Dependent Collateral Treatment This is an optional field
Estimate Annual Income Amount	Indicates the estimated annual income of the client when this assessment was done.	Guidance
		Note
		This is Optional field and only Required when “Co Dependent Collateral Treatment” field is “Yes”.
Total Of Marriage	Indicates client’s total number of marriages when this assessment was done.	Data Type Validation
		String Sub validation: Invalid data type.
		Required Rule Validation
		Total Of Marriage Required Rule Sub validation: Missing Data validation.

Field	Description	Validation Rules
Teds Days on Wait List	Indicates number of days wait list for program enrollment.	Data Type Validation
		String Sub validation: Invalid data type.
		Required Rule Validation
		Teds Days on Wait List Required Rule Sub validation: Missing Data validation.
Financial Support Code	This Code indicates the question (Source of Financial Support).	Data Type Validation
		String Sub validation: Invalid data type.
		Vocabulary Validation
		Must be a valid vocabulary from the provided code values Sub validation: Invalid data – Acceptable values.
		Required Rule Validation
		Financial Support Code Required Rule Sub validation: Missing Data validation
Insurance Code	This Code indicates the question (Health Insurance).	Data Type Validation
		String Sub validation: Invalid data type.
		Vocabulary Validation
		Must be a valid vocabulary from the provided code values Sub validation: Invalid data – Acceptable values.
		Required Rule Validation

Field	Description	Validation Rules	
		Insurance Code Required Rule	Sub validation: Missing Data validation
Payment Source Code	This Code indicates client payment source type.	Data Type Validation	
		String	Sub validation: Invalid data type.
		Vocabulary Validation	
Marital Status Code	This Code indicates the question (marital status).	Must be a valid vocabulary from the provided code values	Sub validation: Invalid data – Acceptable values.
		Required Rule Validation	
		Payment Source Code Required Rule	Sub validation: Missing Data validation
Marital Status Code	This Code indicates the question (marital status).	Data Type Validation	
		String	Sub validation: Invalid data type.
		Vocabulary Validation	
Marital Status Code	This Code indicates the question (marital status).	Must be a valid vocabulary from the provided code values	Sub validation: Invalid data – Acceptable values.
		Required Rule Validation	
		Marital Status Code Required Rule	Sub validation: Missing Data validation

9.5.4 Dimension 1 Fields

Fields and associated validation rules with errors for Dimension 1 questions to create ADMH Place Assessment Record. **Section # 7 describes all possible errors.**

Note: After the initial Assessment record is created in Alabama WITS, Providers must contact WITS support team for any addition, updates to an ADMH Placement Assessment Record and addition, updates, and deletion of sub records in the sub section of an Assessment.

Table 12: Dimension 1 Fields Table

Field	Description	Validation Rules
Has Withdrawal Symptoms	Indicates the question (Do you have a history of withdrawal symptoms when you haven't been able to obtain alcohol and or other drugs (AOD), cut down on your use, or stopped using?).	Data Type Validation
		StringSub validation: Invalid data type.
		Vocabulary Validation
		Must be a valid vocabulary from the provided code valuesSub validation: Invalid data – Acceptable values.
		Required Rule Validation
		Has Withdrawal Symptoms Required RuleThis is an optional field
Reason Withdrawal Symptom Description	Indicates the explanation from client for Has Withdrawal Symptoms.	Data Type Validation
		StringSub validation: Invalid data type.
		Length Validation
		250Sub validation: Invalid Data –length.
		Required Rule Validation
		Reason Withdrawal Symptom DescriptionThis is an optional field
Has Larger Amounts Of AOD Then Intended	Indicates the question (Have you used larger amounts of AOD than you	Data Type Validation
		StringSub validation: Invalid data type.
		Vocabulary Validation

Field	Description	Validation Rules
	intended or longer than you intended?).	<div> <div> Must be a valid vocabulary from the provided code values </div> <div>Sub validation: Invalid data – Acceptable values.</div> </div> <div> Required Rule Validation </div> <div> <div> Has Larger Amounts of AOD then Intended Required Rule </div> <div>This is an optional field</div> </div>
Larger Amounts Of AOD Description	Indicates the explanation from client for Has Larger Amounts Of AOD Then Intended.	<div> Data Type Validation </div> <div> <div> String </div> <div>Sub validation: Invalid data type.</div> </div> <div> Length Validation </div> <div> <div> 250 </div> <div>Sub validation: Invalid Data –length.</div> </div> <div> Required Rule Validation </div> <div> <div> Larger Amounts Of AOD Description </div> <div>This is an optional field</div> </div>
Has Unsuccessful AOD Efforts	Indicates the question (Have previous efforts to cut down or control AOD use been unsuccessful?).	<div> Data Type Validation </div> <div> <div> String </div> <div>Sub validation: Invalid data type.</div> </div> <div> Vocabulary Validation </div> <div> <div> Must be a valid vocabulary from the provided code values </div> <div>Sub validation: Invalid data – Acceptable values.</div> </div> <div> Required Rule Validation </div> <div> <div> Has Unsuccessful AOD Efforts Required Rule </div> <div>This is an optional field</div> </div>

Field	Description	Validation Rules
Unsuccessful AOD Efforts Description	Indicates the explanation from client for Has Unsuccessful AOD Efforts.	Data Type Validation
		String Sub validation: Invalid data type.
		Length Validation
		250 Sub validation: Invalid Data –length.
		Required Rule Validation
		Unsuccessful AOD Efforts Description Required Rule This is an optional field
Has Spent Excessive Time AOD	Indicates the question (Do you spend a great deal of time in activities to obtain AOD and/or feeling its effects?).	Data Type Validation
		String Sub validation: Invalid data type.
		Vocabulary Validation
		Must be a valid vocabulary from the provided code values Sub validation: Invalid data – Acceptable values.
		Required Rule Validation
		Has Spent Excessive Time AOD Required Rule This is an optional field
Excessive Time AOD Description	Indicates the explanation from client for Has Spent Excessive Time AOD.	Data Type Validation
		String Sub validation: Invalid data type.
		Length Validation
		250 Sub validation: Invalid Data –length.
		Required Rule Validation

Field	Description	Validation Rules
		<div>Excessive Time AOD Description Required Rule</div> <div>This is an optional field</div>
Has Cravings For AOD	Indicates the question (Have you had cravings or a strong desire to use AOD?).	<div>Data Type Validation</div> <div>String</div> <div>Sub validation: Invalid data type.</div> <div>Vocabulary Validation</div> <div>Must be a valid vocabulary from the provided code values</div> <div>Sub validation: Invalid data – Acceptable values.</div> <div>Required Rule Validation</div> <div>Has Cravings For AOD Required Rule</div> <div>This is an optional field</div>
Cravings For AOD Description	Indicates the explanation from client for Has Cravings For AOD.	<div>Data Type Validation</div> <div>String</div> <div>Sub validation: Invalid data type.</div> <div>Length Validation</div> <div>250</div> <div>Sub validation: Invalid Data –length.</div> <div>Required Rule Validation</div> <div>Cravings For AOD Description Required Rule</div> <div>This is an optional field</div>
Has Neglected Social Obligations	Indicates the question (Have you used AOD to the point that you have neglected social obligations (work, school, home)?).	<div>Data Type Validation</div> <div>String</div> <div>Sub validation: Invalid data type.</div> <div>Vocabulary Validation</div>

Field	Description	Validation Rules
		<div> Must be a valid vocabulary from the provided code values Sub validation: Invalid data – Acceptable values. </div> <div> Required Rule Validation </div> <div> Has Neglected Social Obligations Required Rule This is an optional field </div>
Neglected Social Obligations Description	Indicates the explanation from client for Has Neglected Social Obligations.	<div> Data Type Validation </div> <div> String Sub validation: Invalid data type. </div> <div> Length Validation </div> <div> 250 Sub validation: Invalid Data –length. </div> <div> Required Rule Validation </div> <div> Neglected Social Obligations Description Required Rule This is an optional field </div>
Has Continued After Negative Consequences	Indicates the question (Have you continued to use despite the negative consequences (at work, school, home)?).	<div> Data Type Validation </div> <div> String Sub validation: Invalid data type. </div> <div> Vocabulary Validation </div> <div> Must be a valid vocabulary from the provided code values Sub validation: Invalid data – Acceptable values. </div> <div> Required Rule Validation </div> <div> Has Continued After Negative Consequences Required Rule This is an optional field </div>

Field	Description	Validation Rules
Negative Consequences Description	Indicates the explanation from client for Has Continued After Negative Consequences.	Data Type Validation
		String Sub validation: Invalid data type.
		Length Validation
		250 Sub validation: Invalid Data –length.
Has Continued After Affected Socially	Indicates the question (Have you continued using AOD even though your use affected you socially (fights, problems in relationships, etc.)?)	Required Rule Validation
		Negative Consequences Description Required Rule This is an optional field
		Data Type Validation
		String Sub validation: Invalid data type.
Affected Socially Description	Indicates the explanation from client for Has Continued After Affected Socially.	Vocabulary Validation
		Must be a valid vocabulary from the provided code values Sub validation: Invalid data – Acceptable values.
		Required Rule Validation
		Has Continued After Affected Socially Required Rule This is an optional field
Affected Socially Description	Indicates the explanation from client for Has Continued After Affected Socially.	Data Type Validation
		String Sub validation: Invalid data type.
		Length Validation
		250 Sub validation: Invalid Data –length.
Affected Socially Description	Indicates the explanation from client for Has Continued After Affected Socially.	Required Rule Validation

Field	Description	Validation Rules
		Affected Socially Description Required Rule This is an optional field
Has Given Up Enjoyable Activities	Indicates the question (Has your AOD use caused you to give up or not participate in social, occupational or recreational activities that you once enjoyed?)	Data Type Validation String Sub validation: Invalid data type. Vocabulary Validation Must be a valid vocabulary from the provided code values Sub validation: Invalid data – Acceptable values. Required Rule Validation Has Given Up Enjoyable Activities Required Rule This is an optional field
Enjoyable Activities Description	Indicates the explanation from client for Has Given Up Enjoyable Activities.	Data Type Validation String Sub validation: Invalid data type. Length Validation 250 Sub validation: Invalid Data –length. Required Rule Validation Enjoyable Activities Description Required Rule This is an optional field
Has Been In Dangerous Situations	Indicates the question (Have you continued to use despite placing yourself and/or others in dangerous	Data Type Validation String Sub validation: Invalid data type. Vocabulary Validation

Field	Description	Validation Rules
	or unsafe situations?)	<div> <div>Must be a valid vocabulary from the provided code values</div> <div>Sub validation: Invalid data – Acceptable values.</div> </div> <div>Required Rule Validation</div> <div> <div>Has Been In Dangerous Situations Required Rule</div> <div>This is an optional field</div> </div>
Dangerous Situations Description	Indicates the explanation from client for Has Been In Dangerous Situations.	<div>Data Type Validation</div> <div> <div>String</div> <div>Sub validation: Invalid data type.</div> </div> <div>Length Validation</div> <div> <div>250</div> <div>Sub validation: Invalid Data –length.</div> </div> <div>Required Rule Validation</div> <div> <div>Dangerous Situations Description Required Rule</div> <div>This is an optional field</div> </div>
Has Physical Or Psychological Problems	Indicates the question (Have you continued to use AOD after knowing it caused or contributed to physical and/or psychological problems?)	<div>Data Type Validation</div> <div> <div>String</div> <div>Sub validation: Invalid data type.</div> </div> <div>Vocabulary Validation</div> <div> <div>Must be a valid vocabulary from the provided code values</div> <div>Sub validation: Invalid data – Acceptable values.</div> </div> <div>Required Rule Validation</div> <div> <div>Has Physical Or Psychological Problems Required Rule</div> <div>This is an optional field</div> </div>

Field	Description	Validation Rules
Physical Or Psychological Problems Description	Indicates the explanation from client for Has Physical Or Psychological Problems.	Data Type Validation
		StringSub validation: Invalid data type.
		Length Validation
		250Sub validation: Invalid Data –length.
		Required Rule Validation
		Physical Or Psychological Problems Description Required RuleThis is an optional field
Has Needed More To Feel Effects	Indicates the question (Do you need more AOD to get the same high or feel the same effect?).	Data Type Validation
		StringSub validation: Invalid data type.
		Vocabulary Validation
		Must be a valid vocabulary from the provided code valuesSub validation: Invalid data – Acceptable values.
		Required Rule Validation
		Has Needed More To Feel Effects Required RuleThis is an optional field
More To Feel Effects Description	Indicates the explanation from client for Has Needed More To Feel Effects.	Data Type Validation
		StringSub validation: Invalid data type.
		Length Validation
		250Sub validation: Invalid Data –length.
		Required Rule Validation

Field	Description	Validation Rules
		<div>More To Feel Effects Description Required Rule</div> <div>This is an optional field</div>
SA Rating For Dimension 1 Code	Indicates the rating based on the answers given by the client for Dimension 1 Questions.	<div>Data Type Validation</div> <div>String</div> <div>Sub validation: Invalid data type.</div>
		<div>Vocabulary Validation</div> <div>Must be a valid vocabulary from the provided code values</div> <div>Sub validation: Invalid data – Acceptable values.</div>
		<div>Required Rule Validation</div> <div>SA Rating For Dimension 1 Code Required Rule</div> <div>This is an optional field</div>
Dimension Summary Description	Indicates the summary of Dimension 1 assessment.	<div>Data Type Validation</div> <div>String</div> <div>Sub validation: Invalid data type.</div>
		<div>Length Validation</div> <div>250</div> <div>Sub validation: Invalid Data –length.</div>
		<div>Required Rule Validation</div> <div>Dimension Summary Description Required Rule</div> <div>This is an optional field</div>

9.5.4.1 Dimension 1 Withdrawal Symptoms

9.5.4.1.1 Description

Withdrawal Symptoms record represents the category under which the symptoms fall in. A client can contain multiple Withdrawal Symptoms records. A **Withdrawal Symptoms** will be uniquely identified in Alabama WITS by the **External ADMH Placement Assessment Withdrawal Symptoms Record Id** and **Withdrawal Symptoms Code**. Therefore, no two **Withdrawal Symptoms** records can be submitted with the same withdrawal symptoms Code for the same Client.

NOTE: Withdrawal Symptoms is Optional and only Required when “Has Withdrawal Symptoms” field in 9.5.4 section is selected as “Yes”.

9.5.4.1.2 Key Fields

The fields in this entity that will be used to uniquely identify a record.

Field
External ADMH Placement Assessment Withdrawal Symptoms Record Id
Withdrawal Symptoms Code

Note: A Client ADMH Placement Assessment Withdrawal Symptoms record can only be deleted if there are more than one withdrawal symptoms attached to the Withdrawal Symptoms section in the client Assessment record. ADMH Placement Assessment Withdrawal Symptoms cannot be NULL for a client Assessment record when “Has Withdrawal Symptoms” field in 9.5.4 section is selected as “Yes. After the initial Assessment record is created in Alabama WITS, Providers must contact WITS support team for any addition, updates to an ADMH Placement Assessment Record and addition, updates, and deletion of sub records in the sub section of an Assessment.

9.5.4.1.3 Fields

Fields and associated validation rules with errors for Dimension 1 Withdrawal Symptoms question. **Section # 7 describes all possible errors.**

Table 13: External ADMH Placement Assessment Withdrawal Symptoms Fields Table

Field	Description	Validation Rules
External ADMH Placement Assessment Withdrawal Symptoms Record Id	The Provider's internal system identifier for the Client Placement Assessment Withdrawal Symptoms Record.	Data Type Validation
		String Sub validation: Invalid data type.
		Length Validation

Field	Description	Validation Rules
		50 Sub validation: Invalid Data –length.
		Required Rule Validation
		External ADMH Placement Assessment Withdrawal Symptoms Record Id Required Rule Sub validation: Missing Data validation
Withdrawal Symptoms Code	This code indicates the category of the Withdrawal Symptoms.	Data Type Validation
		String Sub validation: Invalid data type.
		Vocabulary Validation
		Must be a valid vocabulary from the provided code values Sub validation: Invalid data – Acceptable values.
		Required Rule Validation
		Withdrawal Symptoms Code Required Rule Sub validation: Missing Data validation.

9.5.4.2 Dimension 1 Substance Use History

9.5.4.2.1 Description

Substance Use History record represents the category under which the substance falls in. A client can contain multiple Substance Use History records. A **Substance Use History** record will be uniquely identified in the Alabama WITS by the External Substance Use History record Id and Substance Problem Type Code. Therefore, no two Substance Use History records can be submitted with the same Substance Problem Type Code for the same Client.

NOTE: Substance Use History is Optional and only Required when “CoDependentCollateralTreatment” field in 9.5.3 is selected as “NO”.

9.5.4.2.2 Key Fields

The fields in this entity that will be used to uniquely identify a record.

Field
ExternalSubstanceUseHistoryrecordId
SubstanceProblemTypeCode

Note: A Client Substance Use History cannot be NULL for a client Assessment record when “CoDependentCollateralTreatment” field in 9.5.3 is selected as “NO”. After the initial Assessment record is created in Alabama WITS, Providers must contact WITS support team for any addition, updates to an ADMH Placement Assessment Record and addition, updates, and deletion of sub records in the sub section of an Assessment.

9.5.4.2.3 Fields

Fields and associated validation rules with errors for Dimension 1 Substance Use History question. **Section # 7 describes all possible errors.**

Table 14: External Substance Use History Record Fields Table

Field	Description	Validation Rules
External Substance Use History record Id	The Provider's internal system identifier for the Client Substance Use History Record.	Data Type Validation
		String Sub validation: Invalid data type.
		Length Validation
		50 Sub validation: Invalid Data –length.
		Required Rule Validation
		External Substance Use History record Id Required Rule Sub validation: Missing Data validation
Substance Problem Type Code	This code indicates the type of the Substance Problem.	Data Type Validation
		String Sub validation: Invalid data type.
		Vocabulary Validation

Field	Description	Validation Rules
		Must be a valid vocabulary from the provided code values Sub validation: Invalid data – Acceptable values.
		Required Rule Validation
		Substance Problem Type Code Required Rule Sub validation: Missing Data validation.
Specific Substance Problem Detail Code	This code indicates the Specific Substance/Problem Detail.	Data Type Validation
		String Sub validation: Invalid data type.
		Vocabulary Validation
		Must be a valid vocabulary from the provided code values Sub validation: Invalid data – Acceptable values.
		Required Rule Validation
		Specific Substance Problem Detail Code Required Rule Sub validation: Missing Data validation.
		Guidance
		Note
		Providers should submit relevant Specific Substance Problem Details values specified under each Substance Type from the vocabulary.
Route Of Admin Code	This code indicates the code for Route of Admin.	Data Type Validation
		String Sub validation: Invalid data type.
		Vocabulary Validation

Field	Description	Validation Rules
		Must be a valid vocabulary from the provided code values Sub validation: Invalid data – Acceptable values.
		Required Rule Validation
		Route Of Admin Code Required Rule Sub validation: Missing Data validation.
Age of First Use Number	This indicated the age of the client when Substance was used for the first time.	Data Type Validation
		String Sub validation: Invalid data type.
		Required Rule Validation
		Age of First Use Number Required Rule Sub validation: Missing Data validation.
Date Last Used	The date indicates when did the client last use the substance.	Data Type Validation
		datetime Sub validation: Invalid data type.
		Required Rule Validation
		Date Last used Required Rule This is an optional field
		Assessment Date Format (YYYY-MM-DD) Rule Sub validation: Invalid data - Format.
How Long Used Description	This indicates the field to describe How Long Used in plain words.	Data Type Validation
		String Sub validation: Invalid data type.
		Length Validation
		50 Sub validation: Invalid Data –length.
		Required Rule Validation

Field	Description	Validation Rules
		How Long Used Description Required Rule This is an optional field
Frequency Of Use Code	This Code indicates the frequency of substance use.	Data Type Validation
		String Sub validation: Invalid data type.
		Vocabulary Validation
		Must be a valid vocabulary from the provided code values Sub validation: Invalid data – Acceptable values.
		Required Rule Validation
		Frequency Of Use Code Required Rule Sub validation: Missing Data validation.
Age Of Regular Use Description	This indicates the age of the client when they started to use the substance regularly.	Data Type Validation
		String Sub validation: Invalid data type.
		Length Validation
		250 Sub validation: Invalid Data –length.
		Required Rule Validation
		Age of Regular Use Description Required Rule This is an optional field
Period of Abstinence Description	This indicates the period of abstinence description.	Data Type Validation
		String Sub validation: Invalid data type.
		Length Validation

Field	Description	Validation Rules
		250 Sub validation: Invalid Data –length. Required Rule Validation Period of Abstinence Description Required Rule This is an optional field
Amount Of Regular Use Description	This indicates the quantity of substance usage regularly.	Data Type Validation String Sub validation: Invalid data type. Length Validation 250 Sub validation: Invalid Data –length. Required Rule Validation Amount of Regular Use Description Required Rule This is an optional field

9.5.5 Dimension 2 Fields

Fields and associated validation rules with errors for Dimension 2 section questions. **Section # 7 describes all possible errors.**

Note: After the initial Assessment record is created in Alabama WITS, Providers must contact WITS support team for any addition, updates to an ADMH Placement Assessment Record and addition, updates, and deletion of sub records in the sub section of an Assessment.

Table 15: External ADMH Placement Assessment Dimension 2 Fields Table

Field	Description	Validation Rules
Has Current Medical Problems	Indicates the question (Do you have any current medical problems, including infectious communicable diseases?).	Data Type Validation String Sub validation: Invalid data type. Vocabulary Validation

Field	Description	Validation Rules
		<div> Must be a valid vocabulary from the provided code values Sub validation: Invalid data – Acceptable values. </div> <div> Required Rule Validation </div> <div> Has Current Medical Problems Required Rule This is an optional field </div>
Current Medical Problems Description	Indicates the explanation from client for Has Current Medical Problems.	<div> Data Type Validation </div> <div> String Sub validation: Invalid data type. </div> <div> Length Validation </div> <div> 250 Sub validation: Invalid Data –length. </div> <div> Required Rule Validation </div> <div> Current Medical Problem Description Required Rule This is an optional field </div> <div> Guidance </div> <div> Note </div> <div> This is Optional field and only Required when “Has Current Medical Problems” field is “Yes”. </div>
Is Client Pregnant	Indicates whether the client was pregnant when this assessment was created.	<div> Data Type Validation </div> <div> String Sub validation: Invalid data type. </div> <div> Vocabulary Validation </div> <div> Must be a valid vocabulary from the provided code values Sub validation: Invalid data – Acceptable values. </div>

Field	Description	Validation Rules
		Required Rule Validation
		Is Client Pregnant Required Rule Sub validation: Missing Data validation.
		Guidance
		Note
		This is Optional field and only Required when the submitted client is a “Female”.
Pregnancy Due Date	Pregnancy Due Date is the date when the client’s pregnancy delivery date is due.	Data Type Validation
		datetime Sub validation: Invalid data type
		Required Rule Validation
		Pregnancy Due Date Required Rule Sub validation: Missing Data validation
		Pregnancy Due Date must be less than or equal to current date rule Sub validation: Date value dependance.
		Pregnancy Due Date Format (YYYY-MM-DD) Rule Sub validation: Invalid data - Format.
		Guidance
		Note
		This is Optional field and only Required when the submitted client is a “Female” and “Is Client Pregnant” is “Yes”.
Weeks Pregnant Number	Indicates the number of weeks pregnant if the client is pregnant when this assessment was created.	Data Type Validation
		String Sub validation: Invalid data type.
		Vocabulary Validation

Field	Description	Validation Rules
		<div> Must be a valid vocabulary from the provided code values Sub validation: Invalid data – Acceptable values. </div> <div> Required Rule Validation </div> <div> Weeks Pregnant Number Required Rule This is an optional field </div>
Is Receiving Prenatal Care	Indicates if the client is receiving prenatal care during pregnancy when this assessment was created.	<div> Data Type Validation </div> <div> String Sub validation: Invalid data type. </div> <div> Vocabulary Validation </div> <div> Must be a valid vocabulary from the provided code values Sub validation: Invalid data – Acceptable values. </div> <div> Required Rule Validation </div> <div> Is Receiving Parental Care Required Rule This is an optional field </div>
Pregnancy Number	Indicates the total number of pregnancies client had when this assessment was created.	<div> Data Type Validation </div> <div> String Sub validation: Invalid data type. </div> <div> Required Rule Validation </div> <div> Pregnancy Number Required Rule This is an optional field </div>
Has Allergies	Indicates the question (Do you have any known allergies (including food or medications)?).	<div> Data Type Validation </div> <div> String Sub validation: Invalid data type. </div> <div> Vocabulary Validation </div>

Field	Description	Validation Rules
		<div> <div>Must be a valid vocabulary from the provided code values</div> <div>Sub validation: Invalid data – Acceptable values.</div> </div> <div>Required Rule Validation</div> <div> <div>Has Allergies Required Rule</div> <div>This is an optional field</div> </div>
Allergies Description	Indicates the explanation from the client for Has Allergies	<div>Data Type Validation</div> <div> <div>String</div> <div>Sub validation: Invalid data type.</div> </div> <div>Length Validation</div> <div> <div>250</div> <div>Sub validation: Invalid Data –length.</div> </div> <div>Required Rule Validation</div> <div> <div>Allergies Description Required Rule</div> <div>This is an optional field</div> </div>
Has Had Tuberculosis	Indicates if the client had Tuberculosis when this assessment was created.	<div>Data Type Validation</div> <div> <div>String</div> <div>Sub validation: Invalid data type.</div> </div> <div>Vocabulary Validation</div> <div> <div>Must be a valid vocabulary from the provided code values</div> <div>Sub validation: Invalid data – Acceptable values.</div> </div> <div>Required Rule Validation</div>

Field	Description	Validation Rules
		Has Had Tuberculosis Required Rule This is an optional field
Tuberculosis Description	Indicates the explanation from the client for Has Had Tuberculosis.	Data Type Validation
		String Sub validation: Invalid data type.
		Length Validation
		250 Sub validation: Invalid Data –length.
		Required Rule Validation
		Tuberculosis Description Required Rule This is an optional field
SA Rating For Dimension 2 Code	Indicates the rating based on the answers given by the client for Dimension 1 Questions.	Data Type Validation
		String Sub validation: Invalid data type.
		Vocabulary Validation
		Must be a valid vocabulary from the provided code values Sub validation: Invalid data – Acceptable values.
		Required Rule Validation
		SA Rating For Dimension 2 Code Required Rule This is an optional field
Dimension Summary Description	Indicates the summary of Dimension 2 assessment.	Data Type Validation
		String Sub validation: Invalid data type.
		Length Validation

Field	Description	Validation Rules
		<div>250 Sub validation: Invalid Data –length.</div> <div>Required Rule Validation</div> <div> <div>Dimension Summary</div> <div>Description Required Rule</div> </div> <div>This is an optional field</div>

9.5.5.1 Dimension 2 Medical Withdrawal Symptoms

9.5.5.1.1 Description

Medical Withdrawal Symptoms record represents the category under which the symptom falls in. A client can contain multiple Medical Withdrawal Symptoms records. A **Medical Withdrawal Symptoms** record will be uniquely identified in the Alabama WITS by the **External Medical Withdrawal Symptom Record Id** and **Medical Withdrawal Symptom Code**. Therefore, no two **Medical Withdrawal Symptoms** records can be submitted with the same Withdrawal Symptom Code for the same Client.

9.5.5.1.2 Key Fields

The fields in this entity that will be used to uniquely identify a record.

Field
External Medical Withdrawal Symptoms Record Id
Medical Withdrawal Symptoms Code

Note: Medical Withdrawal Symptoms section cannot be NULL for a client Assessment record. After the initial Assessment record is created in Alabama WITS, Providers must contact WITS support team for any addition, updates to an ADMH Placement Assessment Record and addition, updates, and deletion of sub records in the sub section of an Assessment.

9.5.4.1.3 Fields

Fields and associated validation rules with errors for Dimension 2 Medical Withdrawal Symptoms question. **Section # 7 describes all possible errors.**

Table 16: Dimension 2 Medical Withdrawal Symptoms Fields Table

Field	Description	Validation Rules
External Medical Withdrawal Symptoms Record Id	The Provider's internal system identifier for the Client Medical Withdrawal Symptoms Record.	Data Type Validation
		String Sub validation: Invalid data type.
		Length Validation
		50 Sub validation: Invalid Data –length.
Medical Withdrawal Symptoms Code	This code indicates the category of the Medical Withdrawal Symptoms.	Required Rule Validation
		External Medical Withdrawal Symptoms Record Id Required Rule This is an optional field
		Data Type Validation
		String Sub validation: Invalid data type.
		Vocabulary Validation
		Must be a valid vocabulary from the provided code values Sub validation: Invalid data – Acceptable values.
		Required Rule Validation
		Medical Withdrawal Symptoms Code Required Rule This is an optional field

9.5.6 Dimension 3 Fields

Fields and associated validation rules with errors for Dimension 3 section questions. **Section # 7 describes all possible errors.**

Note: After the initial Assessment record is created in Alabama WITS, Providers must contact WITS support team for any addition, updates to an ADMH Placement Assessment Record and addition, updates, and deletion of sub records in the sub section of an Assessment.

Table 17: Dimension 3 Medical Withdrawal Symptoms Fields Table

Field	Description	Validation Rules
Has Had Trauma	Indicates the question (As a child or an adult, have you experienced significant events that have caused trauma?).	Data Type Validation
		String Sub validation: Invalid data type.
		Vocabulary Validation
		Must be a valid vocabulary from the provided code values Sub validation: Invalid data – Acceptable values.
Trauma Description	Indicates the description from the client for Has Had Trauma.	Required Rule Validation
		Has Had Trauma Required Rule This is an optional field
		Data Type Validation
		String Sub validation: Invalid data type.
		Length Validation
		250 Sub validation: Invalid Data –length.
		Required Rule Validation
		Trauma Description Required Rule This is an optional field
		Guidance
		Note

Field	Description	Validation Rules
		This is Optional field and only Required when “Has Had Trauma” field is “Yes”.
Has Mental Illness	Indicates the question (Have you been diagnosed with or told you have a mental illness?).	Data Type Validation
		String Sub validation: Invalid data type.
		Vocabulary Validation
		Must be a valid vocabulary from the provided code values Sub validation: Invalid data – Acceptable values.
		Required Rule Validation
		Has Mantal Illness Required Rule This is an optional field
Mental Illness Description	Indicates the description from the client for Has Mental Illness.	Data Type Validation
		String Sub validation: Invalid data type.
		Length Validation
		250 Sub validation: Invalid Data –length.
		Required Rule Validation
		Mental Illness Required Rule This is an optional field
		Guidance
		Note This is Optional field and only Required when “Has Mental Illness” field is “Yes”.
Is Being Seen For Mental Illness	Indicates the question (Do	Data Type Validation

Field	Description	Validation Rules
	you see anyone for mental health issues?).	<div>String Sub validation: Invalid data type.</div> <div>Vocabulary Validation</div> <div>Must be a valid vocabulary from the provided code values Sub validation: Invalid data – Acceptable values.</div> <div>Required Rule Validation</div> <div>Is Being Seen for Mantal Illness Required Rule This is an optional field</div>
Being Seen For Mental Illness Description	Indicates the description from the client for Is Being Seen For Mental Illness.	<div>Data Type Validation</div> <div>String Sub validation: Invalid data type.</div> <div>Length Validation</div> <div>250 Sub validation: Invalid Data –length.</div> <div>Required Rule Validation</div> <div>Being Seen for Mental Illness Description Required Rule This is an optional field</div>
Has Murderous Thoughts	Indicates the question (Have you ever felt like killing or hurting yourself or someone else?).	<div>Data Type Validation</div> <div>String Sub validation: Invalid data type.</div> <div>Vocabulary Validation</div>

Field	Description	Validation Rules
		<div> Must be a valid vocabulary from the provided code values Sub validation: Invalid data – Acceptable values. </div> <div> Required Rule Validation </div> <div> Has Murderous Thoughts Required Rule This is an optional field </div>
Murderous Thoughts Description	Indicates the description from the client for Has Murderous Thoughts.	<div> Data Type Validation </div> <div> String Sub validation: Invalid data type. </div> <div> Length Validation </div> <div> 250 Sub validation: Invalid Data –length. </div> <div> Required Rule Validation </div> <div> Murderous Thoughts Description Required Rule This is an optional field </div>
Has Had Hallucinations	Indicates the question (Have you ever experienced hallucinations or difficulty telling what is real from that which is not (auditory, visual, olfactory, tactile)?).	<div> Data Type Validation </div> <div> String Sub validation: Invalid data type. </div> <div> Vocabulary Validation </div> <div> Must be a valid vocabulary from the provided code values Sub validation: Invalid data – Acceptable values. </div> <div> Required Rule Validation </div> <div> Has Had Hallucinations Required Rule This is an optional field </div>

Field	Description	Validation Rules
Hallucinations Description	Indicates the description from the client for Has Had Hallucinations.	Data Type Validation
		String Sub validation: Invalid data type.
		Length Validation
		250 Sub validation: Invalid Data –length.
SA Rating For Dimension 3 Code	Indicates the rating based on the answers given by the client for Dimension 3 Questions.	Required Rule Validation
		Hallucinations Description Required Rule This is an optional field
		Data Type Validation
		String Sub validation: Invalid data type.
Dimension Summary Description	Indicates the summary of Dimension 3 assessment.	Vocabulary Validation
		Must be a valid vocabulary from the provided code values Sub validation: Invalid data – Acceptable values.
		Required Rule Validation
		SA Rating For Dimension 3 Code Required Rule This is an optional field
Dimension Summary Description	Indicates the summary of Dimension 3 assessment.	Data Type Validation
		String Sub validation: Invalid data type.
		Length Validation
		250 Sub validation: Invalid Data –length.

Field	Description	Validation Rules
		Required Rule Validation
		Dimension Summary
		Description Required Rule This is an optional field

9.5.6.1 Dimension 3 Orientation Fields

9.5.6.1.1 Description

Orientation record represents the category under which the **orientation** falls in. A client can contain multiple **Orientation** records. A **Orientation** record will be uniquely identified in the Alabama WITS by the **External Orientation Record Id** and **Orientation Code**. Therefore, no two **Orientation** records can be submitted with the same **Orientation Code** for the same Client.

9.5.6.1.2 Key Fields

The fields in this entity that will be used to uniquely identify a record, to determine whether to create, update or delete an existing record are:

Field
External Orientation Record Id
Orientation Code

Note: Orientation section cannot be NULL for a client Assessment record. After the initial Assessment record is created in Alabama WITS, Providers must contact WITS support team for any addition, updates to an ADMH Placement Assessment Record and addition, updates, and deletion of sub records in the sub section of an Assessment.

9.5.6.1.3 Fields

Fields and associated validation rules with errors for Dimension 3 Orientation question. **Section # 7 describes all possible errors.**

Table 18: External Orientation Record ID Fields Table

Field	Description	Validation Rules
External Orientation Record Id	The Provider's internal system identifier for the Client External Orientation Record.	Data Type Validation
		String Sub validation: Invalid data type.
		Length Validation
		50 Sub validation: Invalid data - length.
Orientation Code	This code indicates the category of the Orientation.	Required Rule Validation
		External Orientation Record Id Required Rule This is an optional field
		Data Type Validation
		String Sub validation: Invalid data type.
		Vocabulary Validation
		Must be a valid vocabulary from the provided code values Sub validation: Invalid data – Acceptable values.
		Required Rule Validation
		External Orientation Record Id Required Rule This is an optional field

9.5.6.2 Dimension 3 General Appearance Dress Fields

9.5.6.2.1 Description

Dress record represents the category under which the **Dress** falls in. A client can contain multiple **Dress** records. A **Dress** record will be uniquely identified in the Alabama WITS by the **External Dress Record Id** and **Dress Code**. Therefore, no two **Dress** records can be submitted with the same **Dress Code** for the same Client.

9.5.6.2.2 Key Fields

The fields in this entity that will be used to uniquely identify a record.

Field
External Dress Record Id
Dress Code

Note: Dress section cannot be NULL for a client Assessment record. After the initial Assessment record is created in Alabama WITS, Providers must contact WITS support team for any addition, updates to an ADMH Placement Assessment Record and addition, updates, and deletion of sub records in the sub section of an Assessment.

9.5.6.2.3 Fields

Fields and associated validation rules with errors for Dimension 3 General Appearance Dress question. **Section # 7 describes all possible errors.**

Table 19: Dimension 3 General Appearance Dress Fields Table

Field	Description	Validation Rules
External Dress Record Id	The Provider's internal system identifier for the Client External Dress Record.	Data Type Validation
		String Sub validation: Invalid data type.
		Length Validation
Dress Code	This code indicates the category of the Dress.	50 Sub validation: Invalid Data –length.
		Required Rule Validation
External Dress Record Id		Required Rule This is an optional field
Dress Code		Data Type Validation
		String Sub validation: Invalid data type.

Field	Description	Validation Rules
Vocabulary Validation		
Must be a valid vocabulary from the provided code values		
		Sub validation: Invalid data – Acceptable values.
Required Rule Validation		
Dress Code Required Rule		
		This is an optional field

9.5.6.3 Dimension 3 General Appearance Grooming Fields

9.5.6.3.1 Description

Grooming record represents the category under which the symptoms fall in. A client can contain multiple **Grooming** records. A **Grooming** record will be uniquely identified in the Alabama WITS by the **External Grooming Record Id** and **Grooming Code**. Therefore, no two **Grooming** records can be submitted with the same **Grooming Code** for the same Client.

9.5.6.3.2 Key Fields

The fields in this entity that will be used to uniquely identify a record.

Field
External Grooming Record Id
Grooming Code

Note: Grooming section cannot be NULL for a client Assessment record. After the initial Assessment record is created in Alabama WITS, Providers must contact WITS support team for any addition, updates to an ADMH Placement Assessment Record and addition, updates, and deletion of sub records in the sub section of an Assessment.

9.5.6.3.3 Fields

Fields and associated validation rules with errors for Dimension 3 General Appearance Grooming question. **Section # 7 describes all possible errors.**

Table 20: External Grooming Record Id Fields Table

Field	Description	Validation Rules
External Grooming Record Id	The Provider's internal system identifier for the Client External Grooming Record.	Data Type Validation
		String Sub validation: Invalid data type.
		Length Validation
		50 Sub validation: Invalid Data –length.
Grooming Code	This code indicates the category of the Grooming.	Required Rule Validation
		External Grooming Record Id Required Rule This is an optional field
		Data Type Validation
		String Sub validation: Invalid data type.
Grooming Code	This code indicates the category of the Grooming.	Vocabulary Validation
		Must be a valid vocabulary from the provided code values Sub validation: Invalid data – Acceptable values.
		Required Rule Validation
		Grooming Code Required Rule This is an optional field

9.5.6.4 Dimension 3 General Appearance Facial Expressions Fields

9.5.6.4.1 Description

Facial Expression record represents the category under which the **Facial Expression** fall in. A client can contain multiple **Facial Expression** records. A **Facial Expression** record will be uniquely identified in the Alabama WITS by the **External Facial Expression Record Id** and **Facial Expression Code**. Therefore, no two **Facial Expression** records can be submitted with the same **Facial Expression Code** for the same Client.

9.5.6.4.2 Key Fields

The fields in this entity that will be used to uniquely identify a record.

Field
External Facial Expression Record Id
Facial Expression Code

Note: Facial Expression section cannot be NULL for a client Assessment record. After the initial Assessment record is created in Alabama WITS, Providers must contact WITS support team for any addition, updates to an ADMH Placement Assessment Record and addition, updates, and deletion of sub records in the sub section of an Assessment.

9.5.6.4.3 Fields

Fields and associated validation rules with errors for Dimension 3 General Appearance Facial Expression question. **Section # 7 describes all possible errors.**

Table 21: External Facial Expression Record Id Fields Table

Field	Description	Validation Rules
External Facial Expression Record Id	The Provider's internal system identifier for the Client External Facial Expression Record.	Data Type Validation
		String Sub validation: Invalid data type.
		Length Validation
		50 Sub validation: Invalid Data –length.
		Required Rule Validation

Field	Description	Validation Rules
		External Facial Expression Record Id Required Rule This is an optional field
Facial Expression Code	This code indicates the category of the Facial Expression.	Data Type Validation
		String Sub validation: Invalid data type.
		Vocabulary Validation
		Must be a valid vocabulary from the provided code values Sub validation: Invalid data – Acceptable values.
		Required Rule Validation
		Facial Expression Code Required Rule This is an optional field

9.5.6.5 Dimension 3 Mood Fields

9.5.6.5.1 Description

Mood record represents the category under which the **Mood** fall in. A client can contain multiple **Mood** records. A **Mood** record will be uniquely identified in the Alabama WITS by the **External Mood Record Id** and **Mood Code**. Therefore, no two **Facial Expression** records can be submitted with the same **Mood Code** for the same Client.

9.5.6.5.2 Key Fields

The fields in this entity that will be used to uniquely identify a record.

Field
External Mood Record Id
Mood Code

Note: Mood section cannot be NULL for a client Assessment record. After the initial Assessment record is created in Alabama WITS, Providers must contact WITS support team for any addition, updates to an ADMH Placement Assessment Record and addition, updates, and deletion of sub records in the sub section of an Assessment.

9.5.6.5.3 Fields

Fields and associated validation rules with errors for Dimension 3 Mood question. **Section # 7 describes all possible errors.**

Table 22: External Mood Record Id Fields Table

Field	Description	Validation Rules
External Mood Record Id	The Provider's internal system identifier for the Client External Mood Record.	Data Type Validation
		String Sub validation: Invalid data type.
		Length Validation
		50 Sub validation: Invalid Data –length.
		Required Rule Validation
		External Mood Record Id Required Rule This is an optional field
Mood Code	This code indicates the category of the Mood.	Data Type Validation
		String Sub validation: Invalid data type.
		Vocabulary Validation
		Must be a valid vocabulary from the provided code values Sub validation: Invalid data – Acceptable values.
		Required Rule Validation

Field	Description	Validation Rules
		Mood Code Required Rule This is an optional field

9.5.6.6 Dimension 3 Affect Fields

9.5.6.6.1 Description

Affect record represents the category under which the **Affect** fall in. A client can contain multiple **Affect** records. A **Affect** record will be uniquely identified in the Alabama WITS by the **External Affect Record Id** and **Affect Code**. Therefore, no two **Affect** records can be submitted with the same **Affect Code** for the same Client.

9.5.6.6.2 Key Fields

The fields in this entity that will be used to uniquely identify a record.

Field
External Affect Record Id
Affect Code

Note: Affect section cannot be NULL for a client Assessment record. After the initial Assessment record is created in Alabama WITS, Providers must contact WITS support team for any addition, updates to an ADMH Placement Assessment Record and addition, updates, and deletion of sub records in the sub section of an Assessment.

9.5.6.6.3 Fields

Fields and associated validation rules with errors for Dimension 3 Affect question. **Section # 7 describes all possible errors.**

Table 23: External Affect Record Id Fields Table

Field	Description	Validation Rules
External Affect Record Id	The Provider's internal system identifier for	<div>Data Type Validation</div>

Field	Description	Validation Rules	
	the Client External Affect Record.	String	Sub validation: Invalid data type.
		Length Validation	
		50	Sub validation: Invalid Data –length.
		Required Rule Validation	
		External Affect Record Id Required Rule	This is an optional field
Affect Code	This code indicates the category of the Affect.	Data Type Validation	
		String	Sub validation: Invalid data type.
		Vocabulary Validation	
		Must be a valid vocabulary from the provided code values	Sub validation: Invalid data – Acceptable values.
		Required Rule Validation	
		Affect Code Required Rule	This is an optional field

9.5.6.7 Dimension 3 Speech Fields

9.5.6.7.1 Description

Speech record represents the category under which the **Speech** fall in. A client can contain multiple **Speech** records. A **Speech** record will be uniquely identified in the Alabama WITS by the **External Speech Record Id** and **Speech Code**. Therefore, no two **Speech** records can be submitted with the same **Speech Code** for the same Client.

9.5.6.7.2 Key Fields

The fields in this entity that will be used to uniquely identify a record.

Field
External Speech Record Id
Speech Code

Note: Speech section cannot be NULL for a client Assessment record. After the initial Assessment record is created in Alabama WITS, Providers must contact WITS support team for any addition, updates to an ADMH Placement Assessment Record and addition, updates, and deletion of sub records in the sub section of an Assessment.

9.5.6.7.3 Fields

Fields and associated validation rules with errors for Dimension 3 Speech question. **Section # 7 describes all possible errors.**

Table 24: External Speech Record Id Fields Table

Field	Description	Validation Rules
External Speech Record Id	The Provider's internal system identifier for the Client External Speech Record.	Data Type Validation
		String Sub validation: Invalid data type.
		Length Validation
		50 Sub validation: Invalid Data –length.
Speech Code	This code indicates the category of the Speech.	Required Rule Validation
		External Speech Record Id Required Rule This is an optional field
		Data Type Validation
		String Sub validation: Invalid data type.
		Vocabulary Validation
		Must be a valid vocabulary from the provided code values Sub validation: Invalid data – Acceptable values.
		Required Rule Validation
		Speech Code Required Rule This is an optional field

9.5.6.8 Dimension 3 Memory Immediate Fields

9.5.6.8.1 Description

Immediate record represents the category under which the **Immediate Memory** falls in. A client can contain multiple **Immediate** records. A **Immediate** record will be uniquely identified in the Alabama WITS by the **External Immediate Memory Record Id** and **Immediate Memory Code**. Therefore, no two **Immediate** records can be submitted with the same **Immediate Memory Code** for the same Client.

9.5.6.8.2 Key Fields

The fields in this entity that will be used to uniquely identify a record.

Field
External Immediate Memory Record Id
Immediate Memory Code

Note: Immediate Memory section cannot be NULL for a client Assessment record. After the initial Assessment record is created in Alabama WITS, Providers must contact WITS support team for any addition, updates to an ADMH Placement Assessment Record and addition, updates, and deletion of sub records in the sub section of an Assessment.

9.5.6.8.3 Fields

Fields and associated validation rules with errors for Dimension 3 **Immediate Memory** question. **Section # 7 describes all possible errors.**

Table 25: External Immediate Memory Record Id Fields Table

Field	Description	Validation Rules
External Immediate Memory Record Id	The Provider's internal system identifier for the Client External Immediate Memory Record.	Data Type Validation
		String Sub validation: Invalid data type.
		Length Validation
		50 Sub validation: Invalid Data –length.

Field	Description	Validation Rules
Immediate Memory Code	This code indicates the category of the Immediate Memory.	Required Rule Validation
		External Immediate Memory Record ID Required Rule This is an optional field
		Data Type Validation
		String Sub validation: Invalid data type.
		Vocabulary Validation
		Must be a valid vocabulary from the provided code values Sub validation: Invalid data – Acceptable values.
		Required Rule Validation
		Immediate Memory Code Required Rule This is an optional field

9.5.6.9 Dimension 3 Memory Recent Fields

9.5.6.9.1 Description

Recent record represents the category under which the **Recent Memory** falls in. A client can contain multiple **Recent** records. A **Recent** record will be uniquely identified in the Alabama WITS by the **External Recent Memory Record Id** and **Recent Memory Code**. Therefore, no two **Recent** records can be submitted with the same **Recent Memory Code** for the same Client.

9.5.6.9.2 Key Fields

The fields in this entity that will be used to uniquely identify a record.

Field
External Recent Memory Record Id
Recent Memory Code

Note: Recent Memory section cannot be NULL for a client Assessment record. After the initial Assessment record is created in Alabama WITS, Providers must contact WITS support team for any addition, updates to an ADMH Placement Assessment Record and addition, updates, and deletion of sub records in the sub section of an Assessment.

9.5.6.9.3 Fields

Fields and associated validation rules with errors for Dimension 3 **Recent Memory** question. **Section # 7 describes all possible errors.**

Table 26: External Recent Memory Record Id Fields Table

Field	Description	Validation Rules
External Recent Memory Record Id	The Provider's internal system identifier for the Client External Recent Memory Record.	Data Type Validation
		String Sub validation: Invalid data type.
		Length Validation
		50 Sub validation: Invalid Data –length.
		Required Rule Validation
		External Recent Memory Record Id Required Rule This is an optional field
Recent Memory Code	This code indicates the category of the Recent Memory.	Data Type Validation
		String Sub validation: Invalid data type.
		Vocabulary Validation
		Must be a valid vocabulary from the provided code values Sub validation: Invalid data – Acceptable values.
		Required Rule Validation

Field	Description	Validation Rules
	Recent Memory Code Required Rule	This is an optional field

9.5.6.10 Dimension 3 Memory Remote Fields

9.5.6.10.1 Description

Remote Memory record represents the category under which the **Remote Memory** falls in. A client can contain multiple **Remote** records. A **Remote** record will be uniquely identified in the Alabama WITS by the **External Remote Memory Record Id** and **Remote Memory Code**. Therefore, no two **Remote** records can be submitted with the same **Remote Memory Code** for the same Client.

9.5.6.10.2 Key Fields

The fields in this entity that will be used to uniquely identify a record.

Field
External Remote Memory Record Id
Remote Memory Code

Note: Remote Memory section cannot be NULL for a client Assessment record. After the initial Assessment record is created in Alabama WITS, Providers must contact WITS support team for any addition, updates to an ADMH Placement Assessment Record and addition, updates, and deletion of sub records in the sub section of an Assessment.

9.5.6.10.3 Fields

Fields and associated validation rules with errors for Dimension 3 **Remote Memory** question. **Section # 7 describes all possible errors.**

Table 27: External Remote Memory Record Id Fields Table

Field	Description	Validation Rules
External Remote Memory Record Id	The Provider's internal system identifier for the Client External	Data Type Validation

Field	Description	Validation Rules	
	Remote Memory Record.	String	Sub validation: Invalid data type.
		Length Validation	
		50	Sub validation: Invalid Data –length.
		Required Rule Validation	
		External Remote Memory Record Id Required Rule	This is an optional field
Remote Memory Code	This code indicates the category of the Remote Memory.	Data Type Validation	
		String	Sub validation: Invalid data type.
		Vocabulary Validation	
		Must be a valid vocabulary from the provided code values	Sub validation: Invalid data – Acceptable values.
		Required Rule Validation	
		Remote Memory Code Required Rule	This is an optional field

9.5.6.11 Dimension 3 Thought Process Fields

9.5.6.11.1 Description

Thought Process record represents the category under which the **Thought Process** fall in. A client can contain multiple **Thought Process** records. A **Thought Process** record will be uniquely identified in the Alabama WITS by the **External Thought Process Id** and **Thought Process Code**. Therefore, no two **Thought Process** records can be submitted with the same **Thought Process Code** for the same Client.

9.5.6.11.2 Key Fields

The fields in this entity that will be used to uniquely identify a record.

Field
External Thought Process Record Id
Thought Process Code

Note: Thought Process section cannot be NULL for a client Assessment record. After the initial Assessment record is created in Alabama WITS, Providers must contact WITS support team for any addition, updates to an ADMH Placement Assessment Record and addition, updates, and deletion of sub records in the sub section of an Assessment.

9.5.6.11.3 Fields

Fields and associated validation rules with errors for Dimension 3 **Thought Process** question. **Section # 7** describes all possible errors.

Table 28: External Thought Process Record Id Fields Table

Field	Description	Validation Rules
External Thought Process Record Id	The Provider's internal system identifier for the Client External Thought Process Record.	Data Type Validation
		String Sub validation: Invalid data type.
		Length Validation
		50 Sub validation: Invalid Data –length.
Thought Process Code	This code indicates the category of the Thought Process.	Required Rule Validation
		External Through Process Record Id Required Rule This is an optional field
Thought Process Code	This code indicates the category of the Thought Process.	Data Type Validation
		String Sub validation: Invalid data type.

Field	Description	Validation Rules
Vocabulary Validation		
	Must be a valid vocabulary from the provided code values	Sub validation: Invalid data – Acceptable values.
Required Rule Validation		
	Thought Process Code Required Rule	This is an optional field

9.5.6.12 Dimension 3 Thought Content Fields

9.5.6.12.1 Description

Thought Content record represents the category under which the **Thought Content** fall in. A client can contain multiple **Thought Content** records. A **Thought Content** record will be uniquely identified in the Alabama WITS by the **External Thought Content Record Id** and **Thought Content Code**. Therefore, no two **Thought Content** records can be submitted with the same **Thought Content Code** for the same Client.

9.5.6.12.2 Key Fields

The fields in this entity that will be used to uniquely identify a record.

Field
External Thought Content Record Id
Thought Content Code

Note: Thought Content section cannot be NULL for a client Assessment record. After the initial Assessment record is created in Alabama WITS, Providers must contact WITS support team for any addition, updates to an ADMH Placement Assessment Record and addition, updates, and deletion of sub records in the sub section of an Assessment.

9.5.6.12.3 Fields

Fields and associated validation rules with errors for Dimension 3 **Thought Content** question. **Section # 7 describes all possible errors.**

Table 29: External Thought Content Record Id Fields Table

Field	Description	Validation Rules
External Thought Content Record Id	The Provider's internal system identifier for the Client External Thought Content Record.	Data Type Validation
		String Sub validation: Invalid data type.
		Length Validation
		50 Sub validation: Invalid Data –length.
Thought Content Code	This code indicates the category of the Thought Content.	Required Rule Validation
		External Thought Content Record Id Required Rule This is an optional field
		Data Type Validation
		String Sub validation: Invalid data type.
Thought Content Code	This code indicates the category of the Thought Content.	Vocabulary Validation
		Must be a valid vocabulary from the provided code values Sub validation: Invalid data – Acceptable values.
		Required Rule Validation
		Thought Content Code Required Rule This is an optional field

9.5.6.13 Dimension 3 Judgement Fields

9.5.6.13.1 Description

Judgement record represents the category under which the **Judgement** fall in. A client can contain multiple **Judgement** records. A **Judgement** record will be uniquely identified in the Alabama WITS by the **External Judgement Record Id** and **Judgement Code**. Therefore, no two **Judgement** records can be submitted with the same **Judgement Code** for the same Client.

9.5.6.13.2 Key Fields

The fields in this entity that will be used to uniquely identify a record.

Field
External Judgement Record Id
Judgement Code

Note: Judgement section cannot be NULL for a client Assessment record. After the initial Assessment record is created in Alabama WITS, Providers must contact WITS support team for any addition, updates to an ADMH Placement Assessment Record and addition, updates, and deletion of sub records in the sub section of an Assessment.

9.5.6.13.3 Fields

Fields and associated validation rules with errors for Dimension 3 **Judgement** question. **Section # 7 describes all possible errors.**

Table 30: External Judgement Record Id Fields Table

Field	Description	Validation Rules
External Judgement Record Id	The Provider's internal system identifier for the Client External Judgement Record.	Data Type Validation
		String Sub validation: Invalid data type.
		Length Validation
		50 Sub validation: Invalid Data –length.
		Required Rule Validation

Field	Description	Validation Rules	
		External Judgement Record Id Required Rule	This is an optional field
Judgement Code	This code indicates the category of the Judgement.	Data Type Validation	
		String	Sub validation: Invalid data type.
		Vocabulary Validation	
		Must be a valid vocabulary from the provided code values	Sub validation: Invalid data – Acceptable values.
		Required Rule Validation	
		Judgement Code Required Rule	This is an optional field

9.5.6.14 Dimension 3 Insight Fields

9.5.6.14.1 Description

Insight record represents the category under which the **Insight** fall in. A client can contain multiple **Insight** records. A **Insight** record will be uniquely identified in the Alabama WITS by the **External Insight Record Id** and **Insight Code**. Therefore, no two **Insight** records can be submitted with the same **Insight Code** for the same Client.

9.5.6.14.2 Key Fields

The fields in this entity that will be used to uniquely identify a record.

Field
External Insight Record Id
Insight Code

Note: Insight section cannot be NULL for a client Assessment record. After the initial Assessment record is created in Alabama WITS, Providers must contact WITS support team for any addition, updates to an ADMH Placement Assessment Record and addition, updates,

and deletion of sub records in the sub section of an Assessment.

9.5.6.14.3 Fields

Fields and associated validation rules with errors for Dimension 3 **Insight** question. **Section # 7 describes all possible errors.**

Table 31: External Insight Record Id Fields Table

Field	Description	Validation Rules
External Insight Record Id	The Provider's internal system identifier for the Client External Insight Record.	Data Type Validation
		String Sub validation: Invalid data type.
		Length Validation
		50 Sub validation: Invalid Data –length.
		Required Rule Validation
		External Insight Record Id Required Rule This is an optional field
Insight Code	This code indicates the category of the Insight.	Data Type Validation
		String Sub validation: Invalid data type.
		Vocabulary Validation
		Must be a valid vocabulary from the provided code values Sub validation: Invalid data – Acceptable values.
		Required Rule Validation
		Insight Code Required Rule This is an optional field

9.5.7 Dimension 4 Fields

Fields and associated validation rules with errors for Dimension 4 questions. **Section # 7 describes all possible errors.**

Note: After the initial Assessment record is created in Alabama WITS, Providers must contact WITS support team for any addition, updates to an ADMH Placement Assessment Record and addition, updates, and deletion of sub records in the sub section of an Assessment.

Table 32: Dimension 4 Fields Table

Field	Description	Validation Rules
Why Are You Here Today Description	Indicates the question (Why are you here today?).	Data Type Validation
		String Sub validation: Invalid data type.
		Length Validation
		250 Sub validation: Invalid Data –length.
		Required Rule Validation
		Why Are You Here Today Description Required Rule This is an optional field
Has Problem with Substances	Indicates the question (Do you feel like you have a problem with substances?).	Data Type Validation
		String Sub validation: Invalid data type.
		Vocabulary Validation
		Must be a valid vocabulary from the provided code values Sub validation: Invalid data – Acceptable values.
		Required Rule Validation

Field	Description	Validation Rules
		Has Problem with Substances Required Rule This is an optional field
Problem Description	Indicates the description from the client for Has Problem with Substances.	Data Type Validation
		String Sub validation: Invalid data type.
		Length Validation
		250 Sub validation: Invalid Data –length.
		Required Rule Validation
		Problem description Required Rule This is an optional field
Has Other Problems	Indicates the question (Do you need help with any other problems?).	Data Type Validation
		String Sub validation: Invalid data type.
		Vocabulary Validation
		Must be a valid vocabulary from the provided code values Sub validation: Invalid data – Acceptable values.
		Required Rule Validation
		Has Other Problems Required Rule This is an optional field
Other Problem Description	Indicates the description from the client for Has other Problems.	Data Type Validation
		String Sub validation: Invalid data type.
		Length Validation
		250 Sub validation: Invalid Data –length.

Field	Description	Validation Rules
		Required Rule Validation <div></div>
		Other Problem Description Required Rule This is an optional field
SA Rating For Dimension 4 Code	Indicates the rating based on the answers given by the client for Dimension 4 Questions.	Data Type Validation <div></div> String Sub validation: Invalid data type.
		Vocabulary Validation <div></div> Must be a valid vocabulary from the provided code values Sub validation: Invalid data – Acceptable values.
		Required Rule Validation <div></div> SA Rating For Dimension 4 Code Required Rule This is an optional field
MH Rating For Dimension 4 Code	Indicates the MH rating based on the answers given by the client for Dimension 4 Questions.	Data Type Validation <div></div> String Sub validation: Invalid data type.
		Vocabulary Validation <div></div> Must be a valid vocabulary from the provided code values Sub validation: Invalid data – Acceptable values.
		Required Rule Validation <div></div> MH Rating For Dimension 4 Code Required Rule This is an optional field
Dimension Summary Description	Indicates the summary of Dimension 4 assessment.	Data Type Validation <div></div> String Sub validation: Invalid data type.

Field	Description	Validation Rules
		Length Validation
		250 Sub validation: Invalid Data –length.
		Required Rule Validation
		Dimension Summary Description Required Rule This is an optional field

9.5.8 Dimension 5 Fields

Fields and associated validation rules with errors for Dimension 5 questions. **Section # 7 describes all possible errors.**

Note: After the initial Assessment record is created in Alabama WITS, Providers must contact WITS support team for any addition, updates to an ADMH Placement Assessment Record and addition, updates, and deletion of sub records in the sub section of an Assessment.

Table 33: Dimension 5 Fields Table

Field	Description	Validation Rules
Has Family Members with Drug Problems	Indicates the question (Does anyone in your immediate family have or has had a drug problem?)	Data Type Validation
		String Sub validation: Invalid data type.
		Vocabulary Validation
		Must be a valid vocabulary from the provided code values Sub validation: Invalid data – Acceptable values.
		Required Rule Validation
		Has Family Members with Drug Problems Required Rule This is an optional field

Field	Description	Validation Rules
Family Problems Description	Indicates the description from the client for Has Family Members with Drug Problems.	Data Type Validation
		String Sub validation: Invalid data type.
		Length Validation
		250 Sub validation: Invalid Data –length.
		Required Rule Validation
		Family Problems Description Required Rule This is an optional field
Has Family Alcohol Problems	Indicates the question (Does anyone in your immediate family have or has had an alcohol problem?).	Data Type Validation
		String Sub validation: Invalid data type.
		Vocabulary Validation
		Must be a valid vocabulary from the provided code values Sub validation: Invalid data – Acceptable values.
		Required Rule Validation
		Has Family Alcohol Problems Required Rule This is an optional field
Family Alcohol Problems Description	Indicates the description from the client for Has Family Alcohol Problems.	Data Type Validation
		String Sub validation: Invalid data type.
		Length Validation
		250 Sub validation: Invalid Data –length.
		Required Rule Validation

Field	Description	Validation Rules
		<div> <div></div> <div> Family Alcohol Problems Description Required Rule This is an optional field </div> </div> <div> Guidance <div> Note <p>This is Optional field and only Required when “Has Family Alcohol Problems” field is “Yes”.</p> </div> </div>
Has Family Mental Illness	Indicates the question (Does anyone in your immediate family have or has had a mental/emotional illness?).	<div> Data Type Validation <div> <div></div> <div> String Sub validation: Invalid data type. </div> </div> </div> <div> Vocabulary Validation <div> <div></div> <div> Must be a valid vocabulary from the provided code values Sub validation: Invalid data – Acceptable values. </div> </div> </div> <div> Required Rule Validation <div> <div></div> <div> Has Family Mental Illness Required Rule This is an optional field </div> </div> </div>
Family Mental Illness Description	Indicates the description from the client for Has Family Mental Illness.	<div> Data Type Validation <div> <div></div> <div> String Sub validation: Invalid data type. </div> </div> </div> <div> Length Validation <div> <div></div> <div> 250 Sub validation: Invalid Data –length. </div> </div> </div> <div> Required Rule Validation <div> <div></div> <div> Family Mental Illness Description Required Rule This is an optional field </div> </div> </div>

Field	Description	Validation Rules
Has Ill Family Members	Indicates the question (Does anyone in your immediate family have or has had an illness/injury/handicapped?).	Data Type Validation
		String Sub validation: Invalid data type.
		Vocabulary Validation
		Must be a valid vocabulary from the provided code values Sub validation: Invalid data – Acceptable values.
Ill Family Members Description	Indicates the description from the client for Has Ill Family Members.	Required Rule Validation
		Has Ill Family Members Required Rule This is an optional field
		Data Type Validation
		String Sub validation: Invalid data type.
Times Treated For Aod Problem Number	Indicates the question (How many times have you been treated for an AOD problem?).	Length Validation
		250 Sub validation: Invalid Data –length.
		Required Rule Validation
		Ill Family Members Description Required Rule This is an optional field
Times Treated For Aod Problem Number	Indicates the question (How many times have you been treated for an AOD problem?).	Data Type Validation
		String Sub validation: Invalid data type.
		Required Rule Validation
		Times Treated For Aod Problem Number Required Rule Sub validation: Missing Data validation.

Field	Description	Validation Rules
Is Currently In Opioid Replacement Recovery	Indicates the question (Are you currently receiving Opioid Replacement Therapy?).	Data Type Validation
		String Sub validation: Invalid data type.
		Vocabulary Validation
		Must be a valid vocabulary from the provided code values Sub validation: Invalid data – Acceptable values.
Has Had Periods Of Abstinence	Indicates the question (Have you had any period of abstinence from an AOD?).	Required Rule Validation
		Is Currently In Opioid Replacement Recovery Required Rule This is an optional field
		Data Type Validation
		String Sub validation: Invalid data type.
How Abstinence Achieved Description	Indicates the question (How was that abstinence/maintenance achieved? Please explain:).	Vocabulary Validation
		Must be a valid vocabulary from the provided code values Sub validation: Invalid data – Acceptable values.
		Required Rule Validation
		Has Had Periods Of Abstinence Required Rule This is an optional field
How Abstinence Achieved Description	Indicates the question (How was that abstinence/maintenance achieved? Please explain:).	Data Type Validation
		String Sub validation: Invalid data type.
		Length Validation
		250 Sub validation: Invalid Data –length.

Field	Description	Validation Rules
		Required Rule Validation
		How Abstinence Achieved Description Required Rule This is an optional field
Relapse Triggers Description	Indicates the question (What would you consider your relapse triggers? Please explain:).	Data Type Validation
		String Sub validation: Invalid data type.
		Length Validation
		250 Sub validation: Invalid Data –length.
		Required Rule Validation
		Relapse Triggers Description Required Rule This is an optional field
Cause Of Relapse Description	Indicates the question (Are you aware of what caused you to relapse? Please explain:).	Data Type Validation
		String Sub validation: Invalid data type.
		Length Validation
		250 Sub validation: Invalid Data –length.
		Required Rule Validation
		Cause Of Relapse Description Required Rule This is an optional field
Is In Support Group	Indicates the question (Are you participating in any support groups? (AA, NA, church, other)).	Data Type Validation
		String Sub validation: Invalid data type.
		Vocabulary Validation

Field	Description	Validation Rules
		<div> Must be a valid vocabulary from the provided code values Sub validation: Invalid data – Acceptable values. </div> <div> Required Rule Validation </div> <div> Is In Support Group Required Rule This is an optional field </div>
Support Group Description	Indicates the description from the client for “Is In Support Group”.	<div> Data Type Validation </div> <div> String Sub validation: Invalid data type. </div> <div> Length Validation </div> <div> 250 Sub validation: Invalid Data –length. </div> <div> Required Rule Validation </div> <div> Support Group Description Required Rule This is an optional field </div>
Has Sponsor	Indicates the question (Do you have a sponsor?).	<div> Data Type Validation </div> <div> String Sub validation: Invalid data type. </div> <div> Vocabulary Validation </div> <div> Must be a valid vocabulary from the provided code values Sub validation: Invalid data – Acceptable values. </div> <div> Required Rule Validation </div> <div> Has Sponsor Required Rule This is an optional field </div>
Self Help Frequency Code	Indicates the question (How often	Data Type Validation

Field	Description	Validation Rules
	do you attend support groups in the past 30 days (AA, NA, church, other)?).	<div> <div></div> <div>StringSub validation: Invalid data type.</div> </div> <div>Vocabulary Validation</div> <div> <div></div> <div>Must be a valid vocabulary from the provided code valuesSub validation: Invalid data – Acceptable values.</div> </div> <div>Required Rule Validation</div> <div> <div></div> <div>Self Help Frequency Code Required RuleSub validation: Missing Data validation.</div> </div>
SA Rating For Dimension 5 Code	Indicates the rating based on the answers given by the client for Dimension 5 Questions.	<div>Data Type Validation</div> <div> <div></div> <div>StringSub validation: Invalid data type.</div> </div> <div>Vocabulary Validation</div> <div> <div></div> <div>Must be a valid vocabulary from the provided code valuesSub validation: Invalid data – Acceptable values.</div> </div> <div>Required Rule Validation</div> <div> <div></div> <div>SA Rating For Dimension 5 Code Required RuleThis is an optional field</div> </div>
MH Rating For Dimension 5 Code	Indicates the MH rating based on the answers given by the client for Dimension 5 Questions.	<div>Data Type Validation</div> <div> <div></div> <div>StringSub validation: Invalid data type.</div> </div> <div>Vocabulary Validation</div> <div> <div></div> <div>Must be a valid vocabulary from the provided code valuesSub validation: Invalid data – Acceptable values.</div> </div>

Field	Description	Validation Rules
Dimension Summary Description	Indicates the summary of Dimension 4 assessment.	Required Rule Validation
		MH Rating For Dimension 5 Code Required Rule This is an optional field
		Data Type Validation
		String Sub validation: Invalid data type.
		Length Validation
		250 Sub validation: Invalid Data –length.
		Required Rule Validation
		Dimension Summary Description Required Rule This is an optional field

9.5.9 Dimension 6 Fields

Fields and associated validation rules with errors for Dimension 6 questions. **Section # 7 describes all possible errors.**

Note: After the initial Assessment record is created in Alabama WITS, Providers must contact WITS support team for any addition, updates to an ADMH Placement Assessment Record and addition, updates, and deletion of sub records in the sub section of an Assessment.

Table 34: Dimension 6 Fields Table

Field	Description	Validation Rules
Living Arrangement Code	Indicates the question (Please indicate your living arrangement).	Data Type Validation
		String Sub validation: Invalid data type.
		Vocabulary Validation

Field	Description	Validation Rules
		<div> Must be a valid vocabulary from the provided code values Sub validation: Invalid data – Acceptable values. </div> <div> Required Rule Validation </div> <div> Living Arrangement Code Required Rule Sub validation: Missing Data validation. </div>
Is Living Arrangement Drug Free	Indicates the question (Is your current living environment drug and alcohol free?).	<div> Data Type Validation </div> <div> String Sub validation: Invalid data type. </div> <div> Vocabulary Validation </div> <div> Must be a valid vocabulary from the provided code values Sub validation: Invalid data – Acceptable values. </div> <div> Required Rule Validation </div> <div> Is Living Arrangement Drug Free Required Rule This is an optional field </div>
Has Ran Away From Home	Indicates the question (Have you ever run away from home?).	<div> Data Type Validation </div> <div> String Sub validation: Invalid data type. </div> <div> Vocabulary Validation </div> <div> Must be a valid vocabulary from the provided code values Sub validation: Invalid data – Acceptable values. </div> <div> Required Rule Validation </div>

Field	Description	Validation Rules	
		Has Ran Away From Home Required Rule	This is an optional field
Ran Away From Home Description	Indicates the description from the client for Has Ran Away From Home.	Data Type Validation	
		String	Sub validation: Invalid data type.
		Length Validation	
		250	Sub validation: Invalid Data –length.
Employment Status Code	Indicates the question (Please indicate your current employment status:).	Required Rule Validation	
		Ran Away From Home Description Required Rule	This is an optional field
		Data Type Validation	
		String	Sub validation: Invalid data type.
Employment Status Code	Indicates the question (Please indicate your current employment status:).	Vocabulary Validation	
		Must be a valid vocabulary from the provided code values	Sub validation: Invalid data – Acceptable values.
		Required Rule Validation	
		Employment Status Code Required Rule	Sub validation: Missing Data validation.
Is Currently In School	Indicates the question (Are you currently in school, enrolled in a GED program or a vocational program?).	Data Type Validation	
		String	Sub validation: Invalid data type.
		Vocabulary Validation	

Field	Description	Validation Rules
		Must be a valid vocabulary from the provided code values Sub validation: Invalid data – Acceptable values.
		Required Rule Validation
		Is currently in school Required Rule This is an optional field
Education Status Code	Indicates the question (What is your education status?).	Data Type Validation
		String Sub validation: Invalid data type.
		Vocabulary Validation
		Must be a valid vocabulary from the provided code values Sub validation: Invalid data – Acceptable values.
		Required Rule Validation
		Education Status Code Required Rule Sub validation: Missing Data validation.
Has Been Arrested In 30 Days	Indicates the question (Have you been arrested in the last 30 days?).	Data Type Validation
		String Sub validation: Invalid data type.
		Vocabulary Validation
		Must be a valid vocabulary from the provided code values Sub validation: Invalid data – Acceptable values.
		Required Rule Validation

Field	Description	Validation Rules
Times Arrested In Last 30 Days Number	Indicates the number of times arrested In last 30 days.	Has Been Arrested In 30 Days Required Rule Sub validation: Missing Data validation.
		Data Type Validation
		String Sub validation: Invalid data type.
		Required Rule Validation
		Has Been Arrested In 30 Days Required Rule Sub validation: Missing Data validation.
Has Ever Been Arrested	Indicates the question (Have you ever been arrested?).	Guidance
		Note
		This is Optional field and only Required when “Has Been Arrested In 30 Days” is a “Yes”.
		Data Type Validation
		String Sub validation: Invalid data type.
Arrested Description	Indicates the description from the client for Has Ever Been Arrested.	Vocabulary Validation
		Must be a valid vocabulary from the provided code values Sub validation: Invalid data – Acceptable values.
		Required Rule Validation
		Has Ever Been Arrested Required Rule This is an optional field
		Data Type Validation
		String Sub validation: Invalid data type.

Field	Description	Validation Rules
		Length Validation
		250 Sub validation: Invalid Data –length.
		Required Rule Validation
		Arrested Description Required Rule This is an optional field
		Guidance Note This is Optional field and only Required when “Has Ever Been Arrested” is a “Yes”.
Has Been Arrested For Drugs Or Alcohol	Indicates the question (Have you had any alcohol or drug related arrests?).	Data Type Validation
		String Sub validation: Invalid data type.
		Vocabulary Validation
		Must be a valid vocabulary from the provided code values Sub validation: Invalid data – Acceptable values.
		Required Rule Validation Has Been Arrested For Drugs Or Alcohol Required Rule This is an optional field
Arrested For Drugs Or Alcohol Description	Indicates the description from the client for Has Been Arrested For Drugs Or Alcohol.	Data Type Validation
		String Sub validation: Invalid data type.
		Length Validation

Field	Description	Validation Rules
		250 Sub validation: Invalid Data –length. Required Rule Validation Arrested For Drugs Or Alcohol Description Required Rule This is an optional field
Is Currently Involved In Court Case	Indicates the question (Are you currently involved with the court or a court officer?).	Data Type Validation String Sub validation: Invalid data type. Vocabulary Validation Must be a valid vocabulary from the provided code values Sub validation: Invalid data – Acceptable values. Required Rule Validation Is Currently Involved In Court Case Required Rule This is an optional field
Involved In Court Case Description	Indicates the description from the client for “Is Currently Involved In Court Case”.	Data Type Validation String Sub validation: Invalid data type. Length Validation 250 Sub validation: Invalid Data –length. Required Rule Validation Involved In Court Case Description Required Rule This is an optional field

Field	Description	Validation Rules
Is Registered Sex Offender	Indicates the question (Are you a registered sex offender?).	Data Type Validation
		String Sub validation: Invalid data type.
		Vocabulary Validation
		Must be a valid vocabulary from the provided code values Sub validation: Invalid data – Acceptable values.
Has Dependent Children	Indicates the question (Do you have dependent children?)	Required Rule Validation
		Is Registered Sex Offender Required Rule This is an optional field
		Data Type Validation
		String Sub validation: Invalid data type.
Dependent Children Number	Indicates the number of dependent children if client has any.	Vocabulary Validation
		Must be a valid vocabulary from the provided code values Sub validation: Invalid data – Acceptable values.
		Required Rule Validation
		Has Dependent Children Required Rule This is an optional field
Dependent Children Number	Indicates the number of dependent children if client has any.	Data Type Validation
		String Sub validation: Invalid data type.
Dependent Children Number	Indicates the number of dependent children if client has any.	Required Rule Validation

Field	Description	Validation Rules
		Dependent Children Number Required Rule This is an optional field
Custody Of Children Description	Indicates the question (Who has custody of these children?)	Data Type Validation
		String Sub validation: Invalid data type.
		Length Validation
		250 Sub validation: Invalid Data –length.
Is Childcare Available	Indicates the question (Is childcare available for these children?)	Required Rule Validation
		Custody Of Children Description Required Rule This is an optional field
		Data Type Validation
		String Sub validation: Invalid data type.
Quality Of Family Interaction Description	Indicates the question (What is the quality of interaction with your family?)	Vocabulary Validation
		Must be a valid vocabulary from the provided code values Sub validation: Invalid data – Acceptable values.
		Required Rule Validation
		Is Childcare Available Required Rule This is an optional field
Quality Of Family Interaction Description	Indicates the question (What is the quality of interaction with your family?)	Data Type Validation
		String Sub validation: Invalid data type.
Quality Of Family Interaction Description	Indicates the question (What is the quality of interaction with your family?)	Length Validation

Field	Description	Validation Rules
		<div>250 Sub validation: Invalid Data –length.</div> <div>Required Rule Validation</div> <div>Quality Of Family Interaction Description Required Rule This is an optional field</div>
Support System Satisfaction Description	Indicates the question (How satisfied are you with your support system?)	<div>Data Type Validation</div> <div>String Sub validation: Invalid data type.</div> <div>Length Validation</div> <div>250 Sub validation: Invalid Data –length.</div> <div>Required Rule Validation</div> <div>Support System Satisfaction Description Required Rule This is an optional field</div>
Has Reliable Transportation	Indicates the question (Do you have reliable transportation?)	<div>Data Type Validation</div> <div>String Sub validation: Invalid data type.</div> <div>Vocabulary Validation</div> <div>Must be a valid vocabulary from the provided code values Sub validation: Invalid data – Acceptable values.</div> <div>Required Rule Validation</div>

Field	Description	Validation Rules
		Has Reliable Transportation Required Rule This is an optional field
Transportation Description	Indicates the description from the client for Has Reliable Transportation.	Data Type Validation
		String Sub validation: Invalid data type.
		Length Validation
SA Rating For Dimension 6 Code	Indicates the rating based on the answers given by the client for Dimension 6 Questions.	250 Sub validation: Invalid Data –length.
		Required Rule Validation
		Transportation Description Required Rule This is an optional field
MH Rating For Dimension 6 Code	Indicates the MH rating based on the answers given by the client for Dimension 6 Questions.	Data Type Validation
		String Sub validation: Invalid data type.
		Vocabulary Validation
		Must be a valid vocabulary from the provided code values Sub validation: Invalid data – Acceptable values.
		Required Rule Validation
		SA Rating For Dimension 6 Code Required Rule This is an optional field
		Data Type Validation
		String Sub validation: Invalid data type.
		Vocabulary Validation

Field	Description	Validation Rules
		Must be a valid vocabulary from the provided code values Sub validation: Invalid data – Acceptable values.
		Required Rule Validation
		MH Rating For Dimension 6 Code Required Rule This is an optional field
Dimension Summary Description	Indicates the summary of Dimension 6 assessment.	Data Type Validation
		String Sub validation: Invalid data type.
		Length Validation
		250 Sub validation: Invalid Data –length.
		Required Rule Validation
		Dimension Summary Description Required Rule This is an optional field

9.5.10 Assessed Level Of Care Fields

Fields and associated validation rules with errors for Assessed Level Of Care questions. **Section # 7 describes all possible errors.**

Note: After the initial Assessment record is created in Alabama WITS, Providers must contact WITS support team for any addition, updates to an ADMH Placement Assessment Record and addition, updates, and deletion of sub records in the sub section of an Assessment.

Table 35: Assessed Level of Care Fields Table

Field	Description	Validation Rules
Assessed Level Of Care Code	Indicates Assessed Level Of Care Code.	Data Type Validation
		String Sub validation: Invalid data type.

Field	Description	Validation Rules
		Length Validation
		50 Sub validation: Invalid Data –length.
		Vocabulary Validation
		Must be a valid vocabulary from the provided code values Sub validation: Invalid data – Acceptable values.
		Required Rule Validation
		Assessed Level Of Care Code Required Rule This is an optional field
Placed Level Of Care Code	Indicates Placed Level Of Care Code.	Data Type Validation
		String Sub validation: Invalid data type.
		Vocabulary Validation
		Must be a valid vocabulary from the provided code values Sub validation: Invalid data – Acceptable values.
		Program match validation
		Placed LOC received in the assessment file should have a program match in the facility Sub validation: Invalid data – Program Match Validation.
		Required Rule Validation

Field	Description	Validation Rules	
		Placed Level Of Care Code Required Rule	Sub validation: Missing Data validation
Loc Reason For Difference Code	Indicates Loc Reason For Difference Code.	Data Type Validation	
		String	Sub validation: Invalid data type.
		Length Validation	
		50	Sub validation: Invalid Data –length.
		Vocabulary Validation	
		Must be a valid vocabulary from the provided code values	Sub validation: Invalid data – Acceptable values.
		Required Rule Validation	
		Loc Reason For Difference Code Required Rule	This is an optional field
Disposition Code	Indicates Disposition Code.	Data Type Validation	
		String	Sub validation: Invalid data type.
		Vocabulary Validation	
		Must be a valid vocabulary from the provided code values	Sub validation: Invalid data – Acceptable values.
		Required Rule Validation	

Field	Description	Validation Rules
Referred To Description	Indicates Referred To Description.	Disposition Code Required Rule This is an optional field
		Data Type Validation
		String Sub validation: Invalid data type.
		Length Validation
		250 Sub validation: Invalid Data –length.
		Required Rule Validation
		Referred To Description Required Rule This is an optional field
CoOccurring Disorder Screen Performed Code	Indicates CoOccurring Disorder Screen Performed Code.	Data Type Validation
		String Sub validation: Invalid data type.
		Vocabulary Validation
		Must be a valid vocabulary from the provided code values Sub validation: Invalid data – Acceptable values.
		Required Rule Validation
		CoOccurring Disorder Screen Performed Code Required Rule This is an optional field
Explanation To Include Outcome Comments	Indicates Explanation to Include Outcome Comments.	Data Type Validation
		String Sub validation: Invalid data type.
		Length Validation

Field	Description	Validation Rules
		255 Sub validation: Invalid Data –length.
		Required Rule Validation
		Referred To Description Required Rule This is an optional field

9.5.11 Diagnosis Fields

9.5.11.1 Description

Diagnosis record represents the category under which the **Diagnosis** fall in. A client can contain multiple **Diagnosis** records. A **Diagnosis** record will be uniquely identified in the Alabama WITS by the **External Diagnosis Code Record Id** and **Diagnosis ICD Code**. Therefore, no two **Diagnosis** records can be submitted with the same **Diagnosis ICD Code** for the same Client.

9.5.11.2 Key Fields

The fields in this entity that will be used to uniquely identify a record.

Field
External Diagnosis Code Record Id
Diagnosis ICD Code

9.5.11.3 Fields

Fields and associated validation rules with errors for Diagnosis question. **Section # 7 describes all possible errors.**

Table 36: External Diagnosis Code Record Id Fields Table

Field	Description	Validation Rules
External Diagnosis Code Record Id	The Provider's internal system identifier for the Client Diagnosis Record.	Data Type Validation
		String Sub validation: Invalid data type.
		Length Validation

Field	Description	Validation Rules
		250 Sub validation: Invalid Data –length.
		Required Rule Validation
		External Diagnosis Code Record Id Required Rule Sub validation: Missing Data validation
Diagnosis ICD Code	This code indicates the category of the Diagnosis.	Data Type Validation
		String Sub validation: Invalid data type.
		Length Validation
		10 Sub validation: Invalid Data –length.
		Vocabulary Validation
		Must be a valid vocabulary from the provided code values Sub validation: Invalid data – Acceptable values.
		Required Rule Validation
		Diagnosis ICD Code Required Rule Sub validation: Missing Data validation
Effective Date	Indicates Diagnosis Effective Date.	Data Type Validation
		datetime Sub validation: Invalid data type.
		Required Rule Validation
		Effective Date Required Rule Sub validation: Missing Data validation.

Field	Description	Validation Rules	
		Effective Date Format (YYYY-MM-DD) Rule	Sub validation: Invalid data - Format.
Is Principal	Indicates if the Diagnosis is Principal	Data Type Validation	
		String	Sub validation: Invalid data type.
		Vocabulary Validation	
		Must be a valid vocabulary from the provided code values	Sub validation: Invalid data – Acceptable values.
		Required Rule Validation	
		Is Principal Required Rule	Sub validation: Missing Data validation
Is Provisional	Indicates if the Diagnosis is Provisional	Data Type Validation	
		String	Sub validation: Invalid data type.
		Vocabulary Validation	
		Must be a valid vocabulary from the provided code values	Sub validation: Invalid data – Acceptable values.
		Required Rule Validation	
		Is Provisional Required Rule	Sub validation: Missing Data validation
Is Rule Out	Indicates if the Diagnosis is Rule Out	Data Type Validation	
		String	Sub validation: Invalid data type.
		Vocabulary Validation	

Field	Description	Validation Rules
		Must be a valid vocabulary from the provided code values Sub validation: Invalid data – Acceptable values.
		Required Rule Validation
		Is Rule Out Required Rule Sub validation: Missing Data validation

9.5.12 Review and Sign Off Fields

Fields and associated validation rules with errors for Review and Sign Off question. **Section # 7 describes all possible errors.**

Table 37: Review and Sign Off Fields Table

Field	Description	Validation Rules
Is Release Appropriate	This code indicates if the release is appropriate for this client.	Data Type Validation
		String Sub validation: Invalid data type.
		Vocabulary Validation
		Must be a valid vocabulary from the provided code values Sub validation: Invalid data – Acceptable values.
		Required Rule Validation
		Is Release Appropriate Required Rule This is an optional field

9.6 ADMH Update Assessment

9.6.1 Description

Fields and validation rules with errors associated with Profile section for ADMH Update Assessment record creation, Outcome Measures record creation and Client Program Enrollment record creation. **Section # 7 describes all possible errors.**

9.6.2 Key Fields

Field
ExternalADMHUpdateAssessmentRecordId

9.6.3 Profile, OM (Outcome Measures) and CPE (Client Program Enrollment) Fields

Fields and validation rules with errors associated with Profile, OM and CPE sections for ADMH Update Assessment record creation, Outcome Measures record creation and Client Program Enrollment record creation. **Section # 7 describes all possible errors.**

Table 38: External Update Assessment Record Id Fields Table

Field	Description	Validation Rules
External ADMH Update Assessment Record Id	The Provider's internal system identifier for the Client ADMH Update Assessment Record.	Data Validation
		String Sub validation: Invalid Data – data type
		Length Validation
		50 Sub validation: Invalid Data –length.
		Required Rule Validation
		External Record Identifier Required Rule Sub validation: Missing Data validation
		Update Assessment per client per file limit validation
		Only one update placement assessment is allowed per client per file Sub validation: Multiple update assessments for same client validation
		Guidance

Field	Description	Validation Rules
		The External ADMH Update Assessment Record Id must be a unique identifier for this record in the source system. It must be a value that is unique and never changes. If the source system does not have a unique identifier, one can be constructed. A constructed RecordIdentifier might contain the values that make this record unique and never change.
Update Assessment Type Code	This Code indicates if the client is an Adult or an Adolescent.	Data Type Validation
		String Sub validation: Invalid data type.
		Vocabulary Validation
		Must be a valid vocabulary from the provided code values Sub validation: Invalid data – Acceptable values.
Update Assessment Date	Indicates the day when this update assessment was created.	Required Rule Validation
		Update Assessment Type Code Required Rule This is an optional field
		Data Type Validation
		datetime Sub validation: Invalid data type.
		Required Rule Validation
		Update Assessment Date Required Rule Sub validation: Missing Data validation.
		Update Assessment Date must be greater than any previous assessments date (Placement or update) Sub validation: Date value dependance.
		Effective Date Format (YYYY-MM-DD) Rule Sub validation: Invalid data - Format.
Is Client Pregnant	Indicates whether the client was pregnant when this assessment was created.	Data Type Validation
		String Sub validation: Invalid data type.

Field	Description	Validation Rules
		Vocabulary Validation
		Must be a valid vocabulary from the provided code values Sub validation: Invalid data – Acceptable values.
		Required Rule Validation
		Is client pregnant Code Required Rule Sub validation: Missing Data validation.
		Guidance
		Note
		This is Optional field and only Required when the submitted client is a “Female”.
Pregnancy Due Date	Pregnancy Due Date is the date when the client’s pregnancy delivery date is due.	Data Type Validation
		datetime Sub validation: Invalid data type
		Required Rule Validation
		Pregnancy Due Date Required Rule Sub validation: Missing Data validation
		Pregnancy Due Date must be less than or equal to current date rule Sub validation: Date value dependance.
		Pregnancy Due Date Format (YYYY-MM-DD) Rule Sub validation: Invalid data - Format.
		Guidance
		Note
		This is Optional field and only Required when the submitted client is a “Female” and “Is Client Pregnant” is “Yes”.

Field	Description	Validation Rules
Estimate Annual Income Amount	Indicates the estimated annual income of the client when this assessment was done.	Data Type Validation
		String Sub validation: Invalid data type.
		Required Rule Validation
Total Of Marriage	Indicates client's total number of marriages when this assessment was done.	
		Estimate Annual Income Amount Required Rule Sub validation: Missing Data validation.
		Data Type Validation
Teds Days on Wait List	Indicates number of days wait list for program enrollment.	String Sub validation: Invalid data type.
		Required Rule Validation
		Total Of Marriage Required Rule Sub validation: Missing Data validation.
Program Enrollment Last Contact Date	This Date indicates the day when the client was last in contact during the program.	Data Type Validation
		datetime Sub validation: Invalid data type
		Required Rule Validation

Field	Description	Validation Rules
		Program Enrollment Last Contact Date Required Rule Sub validation: Missing Data validation
		Program Enrollment Last Contact Date Format (YYYY-MM-DD) Rule Sub validation: Invalid data - Format.
		Guidance Note This is Optional field and only Required when “Level of Care” has changed from the prior submitted assessment and the associated CPE (Client Program Enrollment) needs to be closed.
Program Enrollment Termination Reason Code	This Code indicate the Program Enrollment Termination Reason Code.	Data Type Validation
		String Sub validation: Invalid data type.
		Vocabulary Validation
		Must be a valid vocabulary from the provided code values Sub validation: Invalid data – Acceptable values.
		Required Rule Validation
		Program Enrollment Termination Reason Code Required Rule Sub validation: Missing Data validation.
		Guidance Note This is Optional field and only Required when “Level of Care” has changed from the prior submitted assessment and the associated CPE (Client Program Enrollment) needs to be closed.

9.6.4 Client Info and Services Fields

Fields and validation rules with errors associated with Client Info and Services section for ADMH Update Assessment record creation. **Section # 7 describes all possible errors.**

Table 39: Client Info and Services Fields Table

Field	Description	Validation Rules
Education Code	The code indicates the question (Amount of Completed School?).	Data Type Validation
		String Sub validation: Invalid data type.
		Vocabulary Validation
		Must be a valid vocabulary from the provided code values Sub validation: Invalid data – Acceptable values.
Financial Support Code	This Code indicates the question (Source of Financial Support).	Required Rule Validation
		Education Code Required Rule Sub validation: Missing Data validation
		Data Type Validation
		String Sub validation: Invalid data type.
Insurance Code	This Code indicates the question (Health Insurance).	Vocabulary Validation
		Must be a valid vocabulary from the provided code values Sub validation: Invalid data – Acceptable values.
		Required Rule Validation
		Financial Support Code Required Rule Sub validation: Missing Data validation
Insurance Code	This Code indicates the question (Health Insurance).	Data Type Validation
		String Sub validation: Invalid data type.

Field	Description	Validation Rules
		Vocabulary Validation
		Must be a valid vocabulary from the provided code values Sub validation: Invalid data – Acceptable values.
		Required Rule Validation
		Insurance Code Required Rule Sub validation: Missing Data validation
Payment Source Code	This Code indicates client payment source type.	Data Type Validation
		String Sub validation: Invalid data type.
		Vocabulary Validation
		Must be a valid vocabulary from the provided code values Sub validation: Invalid data – Acceptable values.
		Required Rule Validation
		Payment Source Code Required Rule Sub validation: Missing Data validation
Medical Treatment Code	This Code indicates the question (Is the Client participating in MAT for OUD?).	Data Type Validation
		String Sub validation: Invalid data type.
		Vocabulary Validation
		Must be a valid vocabulary from the provided code values Sub validation: Invalid data – Acceptable values.
		Required Rule Validation

Field	Description	Validation Rules
Marital Status Code	This Code indicates the question (marital status).	Medical Treatment Code Required Rule Sub validation: Missing Data validation
		Data Type Validation
		String Sub validation: Invalid data type.
		Vocabulary Validation
		Must be a valid vocabulary from the provided code values Sub validation: Invalid data – Acceptable values.
Employment Code	This Code indicates the question (Employment Status).	Required Rule Validation
		Marital Status Code Required Rule Sub validation: Missing Data validation
		Data Type Validation
		String Sub validation: Invalid data type.
		Vocabulary Validation
Living Arrangement Code	This Code indicates the question (Please indicate your living arrangement).	Must be a valid vocabulary from the provided code values Sub validation: Invalid data – Acceptable values.
		Required Rule Validation
		Employment Code Required Rule Sub validation: Missing Data validation
		Data Type Validation
		String Sub validation: Invalid data type.
Living Arrangement Code	This Code indicates the question (Please indicate your living arrangement).	Vocabulary Validation

Field	Description	Validation Rules
		<div> <div>Must be a valid vocabulary from the provided code values</div> <div>Sub validation: Invalid data – Acceptable values.</div> </div> <div>Required Rule Validation</div> <div> <div>Living Arrangement Code Required Rule</div> <div>Sub validation: Missing Data validation</div> </div>
Cooccurring Disorders Assessment Performed Code	This Code indicates the question (Co-Occurring Disorders Assessment Performed?).	<div>Data Type Validation</div> <div> <div>String</div> <div>Sub validation: Invalid data type.</div> </div> <div>Vocabulary Validation</div> <div> <div>Must be a valid vocabulary from the provided code values</div> <div>Sub validation: Invalid data – Acceptable values.</div> </div> <div>Required Rule Validation</div> <div> <div>Cooccurring Disorders Assessment Performed Code Required Rule</div> <div>This is an optional field</div> </div>
Cooccurring Disorders Identified Code	This Code indicates the question (Co-Occurring Disorder Identified).	<div>Data Type Validation</div> <div> <div>String</div> <div>Sub validation: Invalid data type.</div> </div> <div>Vocabulary Validation</div> <div> <div>Must be a valid vocabulary from the provided code values</div> <div>Sub validation: Invalid data – Acceptable values.</div> </div> <div>Required Rule Validation</div>

Field	Description	Validation Rules
		Cooccurring Disorders Identified Code Required Rule Sub validation: Missing Data validation
Cooccurring Disorders Screen Results Code	This Code indicates the question (Co-Occurring Disorders Screen Results).	Data Type Validation
		String Sub validation: Invalid data type.
		Vocabulary Validation
		Must be a valid vocabulary from the provided code values Sub validation: Invalid data – Acceptable values.
		Required Rule Validation
		Cooccurring Disorders Screen Results Code Required Rule This is an optional field
Prior Episode Number	This indicates the question (Number of Prior Treatment Episodes).	Data Type Validation
		String Sub validation: Invalid data type.
		Required Rule Validation
		Prior Episode Number Required Rule Sub validation: Missing Data validation
Arrest 30 Days Prior To Interview	This indicates the question (Number of arrests 30 days prior to interview date).	Data Type Validation
		String Sub validation: Invalid data type.
		Required Rule Validation
		Arrest 30 Days Prior To Interview Required Rule Sub validation: Missing Data validation
Self Help Code	This Code indicates the question (Has the	Data Type Validation

Field	Description	Validation Rules
	client participated in self-help groups or support groups (e.g., AA, NA, etc.) in the last 30 days?).	String Sub validation: Invalid data type. Vocabulary Validation Must be a valid vocabulary from the provided code values Sub validation: Invalid data – Acceptable values. Required Rule Validation Self Help Code Required Rule Sub validation: Missing Data validation

9.6.5 Criteria Questions Fields

Fields and validation rules with errors associated with Criteria Questions section for ADMH Update Assessment record creation. **Section # 7 describes all possible errors.**

Table 40: Criteria Questions Fields Table

Field	Description	Validation Rules
Larger Amount Of AOD Code	The code indicates the question (Have you used larger amounts of AOD than you intended or longer than you intended?).	Data Type Validation
		String Sub validation: Invalid data type.
		Vocabulary Validation
		Must be a valid vocabulary from the provided code values Sub validation: Invalid data – Acceptable values.
		Required Rule Validation
		Larger Amount of AOD code Required Rule This is an optional field
Larger Amount Explain Note	Indicates Larger Amount Of AOD description.	Data Type Validation
		String Sub validation: Invalid data type.

Field	Description	Validation Rules
		Length Validation
		255 Sub validation: Invalid Data –length.
		Required Rule Validation
		Larger Amount Explain Note Required Rule This is an optional field
Previous Efforts AOD Code	The code indicates the question (Have previous efforts to cut down or control AOD use been unsuccessful?).	Data Type Validation
		String Sub validation: Invalid data type.
		Vocabulary Validation
		Must be a valid vocabulary from the provided code values Sub validation: Invalid data – Acceptable values.
		Required Rule Validation
		Previous Efforts AOD code Required Rule This is an optional field
Previous Efforts Explain Note	Indicates Previous Efforts AOD code description.	Data Type Validation
		String Sub validation: Invalid data type.
		Length Validation
		255 Sub validation: Invalid Data –length.
		Required Rule Validation
		Previous Efforts Explain Note Required Rule This is an optional field

Field	Description	Validation Rules
Activities AOD Code	The code indicates the question (Do you spend a great deal of time in activities to obtain AOD and/or feeling its effects?).	Guidance
		Note
		This is Optional field and only Required when “Previous Efforts AOD Code” field is “Yes”.
		Data Type Validation
		String Sub validation: Invalid data type.
Activities Explain Note	Indicates Activities AOD code description.	Vocabulary Validation
		Must be a valid vocabulary from the provided code values Sub validation: Invalid data – Acceptable values.
		Required Rule Validation
		Activities AOD code Required Rule This is an optional field
		Data Type Validation
Strong Desire of AOD Code	The code indicates the question (Have you had cravings or a strong desire to use AOD?).	String Sub validation: Invalid data type.
		Length Validation
		255 Sub validation: Invalid Data –length.
		Required Rule Validation
		Activities Explain Note Required Rule This is an optional field
Strong Desire of AOD Code	The code indicates the question (Have you had cravings or a strong desire to use AOD?).	Data Type Validation
		String Sub validation: Invalid data type.
		Vocabulary Validation

Field	Description	Validation Rules
		Must be a valid vocabulary from the provided code values Sub validation: Invalid data – Acceptable values.
		Required Rule Validation
		Strong Desire of AOD code Required Rule This is an optional field
Strong Desire Explain Note	Indicates Strong Desire Of AOD code description.	Data Type Validation
		String Sub validation: Invalid data type.
		Length Validation
		255 Sub validation: Invalid Data –length.
		Required Rule Validation
		Strong Desire Explain Note Required Rule This is an optional field
Social Obligation of AOD Code	The code indicates the question (Have you used AOD to the point that you have neglected important social obligations (work, school, home)?).	Data Type Validation
		String Sub validation: Invalid data type.
		Vocabulary Validation
		Must be a valid vocabulary from the provided code values Sub validation: Invalid data – Acceptable values.
		Required Rule Validation
		Social Obligation of AOD Code Required Rule This is an optional field

Field	Description	Validation Rules
Social Obligation Explain Note	Indicates Social Obligation Of AOD code description.	Data Type Validation
		String Sub validation: Invalid data type.
		Length Validation
		255 Sub validation: Invalid Data –length.
		Required Rule Validation
		Social Obligation Explain Note Required Rule This is an optional field
Negative Consequences Code	The code indicates the question (Have you continued to use despite the negative consequences (at work, school, home)?).	Data Type Validation
		String Sub validation: Invalid data type.
		Vocabulary Validation
		Must be a valid vocabulary from the provided code values Sub validation: Invalid data – Acceptable values.
		Required Rule Validation
		Negative Consequences Code Required Rule This is an optional field
Negative Consequences Explain Note	Indicates Negative Consequences code description.	Data Type Validation
		String Sub validation: Invalid data type.
		Length Validation
		255 Sub validation: Invalid Data –length.
		Required Rule Validation

Field	Description	Validation Rules
		Negative Consequences Explain Note Required Rule This is an optional field
Socially Affected Of AOD Code	The code indicates the question (Have you continued using AOD even though your use affected you socially (fights, problems in relationships, etc.)?)	Data Type Validation String Sub validation: Invalid data type. Vocabulary Validation Must be a valid vocabulary from the provided code values Sub validation: Invalid data – Acceptable values. Required Rule Validation Socially Affected Of AOD Code Required Rule This is an optional field
Socially Affected Explain Note	Indicates Socially Affected Of AOD code description.	Data Type Validation String Sub validation: Invalid data type. Length Validation 255 Sub validation: Invalid Data –length. Required Rule Validation Socially Affected Explain Note Required Rule This is an optional field
Socially Give Up Of AOD Code	The code indicates the question (Has your AOD use caused you to give up or not participate in social, occupational or	Data Type Validation String Sub validation: Invalid data type. Vocabulary Validation

Field	Description	Validation Rules
	recreational activities that you once enjoyed?)	<div> Must be a valid vocabulary from the provided code values Sub validation: Invalid data – Acceptable values. </div> <div> Required Rule Validation </div> <div> Socially Give Up Of AOD Code Required Rule This is an optional field </div>
Socially Give Up Explain Note	Indicates Socially Give Up Of AOD code description.	<div> Data Type Validation </div> <div> String Sub validation: Invalid data type. </div> <div> Length Validation </div> <div> 255 Sub validation: Invalid Data –length. </div> <div> Required Rule Validation </div> <div> Socially Give Up Explain Note Required Rule This is an optional field </div>
Unsafe Situation Code	The code indicates the question (Have you continued to use despite placing yourself and/or others in dangerous or unsafe situations?)	<div> Data Type Validation </div> <div> String Sub validation: Invalid data type. </div> <div> Vocabulary Validation </div> <div> Must be a valid vocabulary from the provided code values Sub validation: Invalid data – Acceptable values. </div> <div> Required Rule Validation </div> <div> Unsafe Situation Code Required Rule This is an optional field </div>

Field	Description	Validation Rules	
Unsafe Situation Explain Note	Indicates Unsafe Situations code description.	Data Type Validation	
		String	Sub validation: Invalid data type.
		Length Validation	
		255	Sub validation: Invalid Data –length.
Psychological Problems Code	The code indicates the question (Have you continued to use AOD after knowing it caused or contributed to physical and/or psychological problems?)	Required Rule Validation	
		Unsafe Situation Explain Note Required Rule	This is an optional field
		Data Type Validation	
		String	Sub validation: Invalid data type.
Psychological Problems Explain Note	Indicates Psychological Problems code description.	Vocabulary Validation	
		Must be a valid vocabulary from the provided code values	Sub validation: Invalid data – Acceptable values.
		Required Rule Validation	
		Psychological Problems Code Required Rule	This is an optional field

Field	Description	Validation Rules
		Psychological Problems Explain Note Required Rule This is an optional field
Same High Or Feel Of AOD Code	The code indicates the question (Do you need more AOD to get the same high or feel the same effect?)	Data Type Validation String Sub validation: Invalid data type.
		Vocabulary Validation Must be a valid vocabulary from the provided code values Sub validation: Invalid data – Acceptable values.
		Required Rule Validation Same High Or Feel Of AOD Code Required Rule This is an optional field
Same High Or Feel Explain Note	Indicates Same High Or Feel Of AOD code description.	Data Type Validation String Sub validation: Invalid data type.
		Length Validation 255 Sub validation: Invalid Data –length.
		Required Rule Validation Same High Or Feel Explain Note Required Rule This is an optional field

9.6.6 Level Of Risk Rating Fields

Fields and validation rules with errors associated with Level Of Risk Rating section for ADMH Update Assessment record creation. **Section # 7 describes all possible errors.**

Field	Description	Validation Rules
Intoxication Potential Code	The code indicates the question (Acute Intoxication and/or Withdrawal Potential Risk Rating?)	Data Type Validation
		String Sub validation: Invalid data type.
		Vocabulary Validation
		Must be a valid vocabulary from the provided code values Sub validation: Invalid data – Acceptable values.
Intoxication Potential Information Note	Indicates Information Supporting Intoxication Potential Risk Rating.	Required Rule Validation
		Intoxication Potential Code Required Rule This is an optional field
		Data Type Validation
		String Sub validation: Invalid data type.
Biomedical Condition Code	The code indicates the question (Biomedical Conditions and Complications Risk Rating?).	Length Validation
		255 Sub validation: Invalid Data –length.
		Required Rule Validation
		Intoxication Potential Information Note Required Rule This is an optional field
Biomedical Condition Code	The code indicates the question (Biomedical Conditions and Complications Risk Rating?).	Data Type Validation
		String Sub validation: Invalid data type.
		Vocabulary Validation
		Must be a valid vocabulary from the provided code values Sub validation: Invalid data – Acceptable values.

Field	Description	Validation Rules
		Required Rule Validation
		Biomedical Condition Code Required Rule This is an optional field
Biomedical Condition Information Note	Indicates information supporting medical condition risk rating.	Data Type Validation
		String Sub validation: Invalid data type.
		Length Validation
		255 Sub validation: Invalid Data –length.
		Required Rule Validation
		Biomedical Condition Information Note Required Rule This is an optional field
		Data Type Validation
		String Sub validation: Invalid data type.
Emotional Complication Code	The code indicates the question (Emotional, Behavioral Cognitive Condition & Complications Risk Rating?).	Vocabulary Validation
		Must be a valid vocabulary from the provided code values Sub validation: Invalid data – Acceptable values.
		Required Rule Validation
		Emotional Complication Code Required Rule This is an optional field
Emotional Complication Information Note	Indicates information supporting Emotional Complication risk rating..	Data Type Validation
		String Sub validation: Invalid data type.

Field	Description	Validation Rules
		Length Validation
		255 Sub validation: Invalid Data –length.
		Required Rule Validation
		Emotional Complication Information Note This is an optional field
		Required Rule
Readiness To Change Code	The code indicates the question (Readiness to Change Risk Rating?).	Data Type Validation
		String Sub validation: Invalid data type.
		Vocabulary Validation
		Must be a valid vocabulary from the provided code values Sub validation: Invalid data – Acceptable values.
		Required Rule Validation
		Readiness To Change Code Required Rule This is an optional field
Readiness To Change Information Note	Indicates information supporting Readiness To Change risk rating.	Data Type Validation
		String Sub validation: Invalid data type.
		Length Validation
		255 Sub validation: Invalid Data –length.
		Required Rule Validation
		Readiness To Change Information Note This is an optional field
		Required Rule

Field	Description	Validation Rules
Continue Problem Code	The code indicates the question (Relapse, Continued Use or Continues Problems Risk Rating?).	Data Type Validation
		String Sub validation: Invalid data type.
		Vocabulary Validation
		Must be a valid vocabulary from the provided code values Sub validation: Invalid data – Acceptable values.
Continue Problem Information Note	Indicates information supporting Continue Problem risk rating.	Required Rule Validation
		Continue Problem Code Required Rule This is an optional field
		Data Type Validation
		String Sub validation: Invalid data type.
Recovery Code	The code indicates the question (Recovery Living Environment Risk Rating?).	Length Validation
		255 Sub validation: Invalid Data –length.
		Required Rule Validation
		Continue Problem Information Note Required Rule This is an optional field
Recovery Code	The code indicates the question (Recovery Living Environment Risk Rating?).	Data Type Validation
		String Sub validation: Invalid data type.
		Vocabulary Validation
		Must be a valid vocabulary from the provided code values Sub validation: Invalid data – Acceptable values.

Field	Description	Validation Rules
Recovery Information Note	Indicates information supporting Recovery risk rating.	Required Rule Validation
		Recovery Code Required Rule This is an optional field
		Data Type Validation
		String Sub validation: Invalid data type.
		Length Validation
		255 Sub validation: Invalid Data –length.
		Required Rule Validation
		Recovery Information Note Required Rule This is an optional field

9.6.7 Assesses Level Of Care Fields

Fields and validation rules with errors associated with Assess Level Of Care section for ADMH Update Assessment record creation. **Section # 7 describes all possible errors.**

Table 41: Assesses Level of Care Fields Table

Field	Description	Validation Rules
Assessed Loc Code	The code indicates the question (Assessed Level Of Care?)	Data Type Validation
		String Sub validation: Invalid data type.
		Length Validation
		50 Sub validation: Invalid Data –length.

Field	Description	Validation Rules
		Vocabulary Validation
		Must be a valid vocabulary from the provided code values Sub validation: Invalid data – Acceptable values.
		Required Rule Validation
		Assessed Level Of Care Code Required Rule This is an optional field
Placed Loc Code	The code indicates the question (Placed Level Of Care?).	Data Type Validation
		String Sub validation: Invalid data type.
		Vocabulary Validation
		Must be a valid vocabulary from the provided code values Sub validation: Invalid data – Acceptable values.
		Program match validation
		Placed LOC received in the assessment file should have a program match in the facility Sub validation: Invalid data – Program Match Validation.
		Required Rule Validation
		Placed Level Of Care Code Required Rule Sub validation: Missing Data validation
Difference Code	The code indicates the question (Reason for Differences?).	Data Type Validation
		String Sub validation: Invalid data type.

Field	Description	Validation Rules
		Length Validation
		50 Sub validation: Invalid Data –length.
		Vocabulary Validation
		Must be a valid vocabulary from the provided code values Sub validation: Invalid data – Acceptable values.
		Required Rule Validation
		Loc Reason For Difference Code Required Rule This is an optional field
Appropriate Code	The code indicates the question (Is an appropriate release for this information on file for this client?).	Data Type Validation
		String Sub validation: Invalid data type.
		Length Validation
		50 Sub validation: Invalid Data –length.
		Vocabulary Validation
		Must be a valid vocabulary from the provided code values Sub validation: Invalid data – Acceptable values.
		Required Rule Validation
		Appropriate Code Required Rule This is an optional field

Field	Description	Validation Rules
Indignant Code	The code indicates the question (Has a court of law established this client to be an indignant offender?).	Data Type Validation
		String Sub validation: Invalid data type.
		Length Validation
		50 Sub validation: Invalid Data –length.
		Vocabulary Validation
		Must be a valid vocabulary from the provided code values Sub validation: Invalid data – Acceptable values.
		Required Rule Validation
		Indignant Code Required Rule This is an optional field

9.6.8 Diagnosis Fields

9.6.8.1 Description

Diagnosis record represents the category under which the **Diagnosis** fall in. A client can contain multiple **Diagnosis** records. A **Diagnosis** record will be uniquely identified in the Alabama WITS by the **External Diagnosis Code Record Id** and **Diagnosis ICD Code**. Therefore, no two **Diagnosis** records can be submitted with the same **Diagnosis ICD Code** for the same Client. Diagnosis is optional under Update Assessment.

9.6.8.2 Key Fields

The fields in this entity that will be used to uniquely identify a record.

Field
External Diagnosis Code Record Id
Diagnosis ICD Code

9.6.8.3 Fields

Fields and associated validation rules with errors for Diagnosis question. **Section # 7 describes all possible errors.**

Table 42: External Diagnosis Code Record Id Fields Table

Field	Description	Validation Rules
External Diagnosis Code Record Id	The Provider's internal system identifier for the Client Diagnosis Record.	Data Type Validation
		String Sub validation: Invalid data type.
		Length Validation
		250 Sub validation: Invalid Data –length.
Diagnosis ICD Code	This code indicates the category of the Diagnosis.	Required Rule Validation
		External Diagnosis Code Record Id Required Rule Sub validation: Missing Data validation
		Data Type Validation
		String Sub validation: Invalid data type.
		Length Validation
		10 Sub validation: Invalid Data –length.
		Vocabulary Validation
		Must be a valid vocabulary from the provided code values Sub validation: Invalid data – Acceptable values.
		Required Rule Validation
		Diagnosis ICD Code Required Rule Sub validation: Missing Data validation

Field	Description	Validation Rules
Effective Date	Indicates Diagnosis Effective Date.	Data Type Validation
		datetime Sub validation: Invalid data type.
		Required Rule Validation
Is Principal	Indicates if the Diagnosis is Principal	Effective Date Required Rule Sub validation: Missing Data validation.
		Effective Date Format (YYYY-MM-DD) Rule Sub validation: Invalid data - Format.
		Data Type Validation
		String Sub validation: Invalid data type.
Is Provisional	Indicates if the Diagnosis is Provisional	Vocabulary Validation
		Must be a valid vocabulary from the provided code values Sub validation: Invalid data – Acceptable values.
		Required Rule Validation
Is Principal	Indicates if the Diagnosis is Principal	Is Principal Required Rule Sub validation: Missing Data validation
		Data Type Validation
		String Sub validation: Invalid data type.
		Vocabulary Validation
Is Provisional	Indicates if the Diagnosis is Provisional	
		Must be a valid vocabulary from the provided code values Sub validation: Invalid data – Acceptable values.
		Required Rule Validation

Field	Description	Validation Rules
Is Rule Out	Indicates if the Diagnosis is Rule Out	Is Provisional Required Rule Sub validation: Missing Data validation
		Data Type Validation
		String Sub validation: Invalid data type.
		Vocabulary Validation
		Must be a valid vocabulary from the provided code values Sub validation: Invalid data – Acceptable values.
		Required Rule Validation
		Is Rule Out Required Rule Sub validation: Missing Data validation

9.7 Discharge

9.7.1 Description

This section includes the Discharge of a client from services. A Discharge record will be uniquely identified in the Alabama WITS by the “**External Discharge Record Id**”.

Note: If the prior Assessment Date is more than 45 days prior to the Discharge Date, a new update assessment is required, and the client program enrollment needs to be closed before a client discharge record can be created.

9.7.2 Key Fields

Field
ExternalDischargeRecordId

9.7.3 Fields

Fields and validation rules with errors associated for **Discharge** record creation. **Section # 7 describes all possible errors.**

Table 43: External Discharge Fields Table

Field	Description	Validation Rules
External Discharge Record Id	The Provider's internal system identifier for the Client Discharge Record.	Data Validation
		String Sub validation: Invalid Data – data type
		Length Validation
		50 Sub validation: Invalid Data –length.
		Required Rule Validation
		External Record Identifier Required Rule Sub validation: Missing Data validation
		Duplicate Rule validation
Discharge Date	Discharge date is the date when the client is discharged from the services.	Only Discharge is allowed per treatment episode per client Sub validation: Duplicate Rule Validation
		Guidance
		The External Discharge Record Id must be a unique identifier for this record in the source system. It must be a value that is unique and never changes. If the source system does not have a unique identifier, one can be constructed. A constructed RecordIdentifier might contain the values that make this record unique and never change.
		Data Type Validation
Discharge Date	Discharge date is the date when the client is discharged from the services.	datetime Sub validation: Invalid data type.
		Required Rule Validation
		Discharge Date Required Rule Sub validation: Missing Data validation.

Field	Description	Validation Rules
		Discharge Date must be greater than any previous assessments date (Placement or update) Sub validation: Date value dependance.
		Discharge Date Format (YYYY-MM-DD) Rule Sub validation: Invalid data - Format.
Program Enrollment Last Contact Date	This Date indicates the day when the client was last in contact during the program.	Data Type Validation
		datetime Sub validation: Invalid data type
		Required Rule Validation
Program Enrollment Termination Reason Code		Program Enrollment Last Contact Date Required Rule Sub validation: Missing Data validation
		Program Enrollment Last Contact Date Format (YYYY-MM-DD) Rule Sub validation: Invalid data - Format.
		Data Type Validation
		String Sub validation: Invalid data type.
		Length Validation
		50 Sub validation: Invalid Data –length.
		Vocabulary Validation
		Must be a valid vocabulary from the provided code values Sub validation: Invalid data – Acceptable values.
		Required Rule Validation

Field	Description	Validation Rules
	Program Enrollment Termination Reason Code Required Rule	Sub validation: Missing Data validation